

Quilters' Press

Official Publication of the Tri-City Quilters' Guild

P.O. Box 215 • Richland, WA 99352



Vol 43 No. 5

Sep-Oct 2023


www.tcquilters.org

September brings MFA presentations

The three Member Featured Artist candidates for the 2024 Quilt Show will present their offerings at the September 18 meetings. Please come, enjoy the presentations, and vote for your choice. For a sneak peek, meet the candidates on pages 3 and 4.

Cashmere Shawl Authority and Examples Come to Richland on October 16

Zulfi Ali, a collector and authority on the hereditary art forms of Kashmir, India, will display some of his Cashmere shawls and explain how they combine the rare wool of Cashmere goats with the skill of spinners, pattern makers, dyers, darners, and weavers. He will lecture two times – at 11am and 6:30pm – at Hillspring Church, 5311 Gage Blvd, Richland at meetings of the Tri-City Quilters Guild.



Mr. Ali was born and raised in the Kashmir Valley. He came to the US for his education and remained, but a sort of homesickness and a sense of appreciation prompted him to begin collecting and sharing his artistic heritage; Kashmir is famous for papier-mâché, lacquerware, engraved silver and copper, enamelware, and etchings as well as weaving.

He describes his collection as “a medium to educate the world about the beauty and history of Kashmir’s artistic legacy and tell the fascinating human story that is inextricably linked to these objects – with the fond hope that it inspires future generations of Kashmiris to elevate their ancestral arts to their former glory.”

With an Arts Fund Community Accelerator Grant from the Paul G. Allen Foundation, White Bluffs Quilt Museum is able to follow in the footsteps of the Gandhi Memorial Center (Bethesda) and the Museum of Fine Arts (Houston), which have also hosted Mr. Ali.

Online, Mr. Ali has produced [The Cashmere Chronicles - YouTube](#); the first episode investigates the ethnic textiles in his collection.

President's Message

September is almost here!

September means school is starting, cooler days, shorter days, and more time to create. I am trying to take more classes on a variety of things as I can get in a rut and need some stimulation. How about you? The Guild, White Bluffs Quilt Museum, local quilt shops plus online classes offer a variety of classes to get us thinking and creating. Programs at the meetings plus show-and-tell can also be inspiration.



Ardith Eakin

Have you started your holiday sewing? Halloween, Thanksgiving, and Christmas fabrics are front and center in the fabric collections. Where do I start? Who wants what? Who do I want to remember this year? How much time do I have? Oh my!!

Have you asked a friend to join us? I visited with a new member recently who had only come to one meeting and I wondered why. Another new member said Mondays are busy days for her so I suggested she attend the evening meeting. We have so many wonderful quilters in the Tri-Cities area and we need to reach out to members and non-members alike. I would like to see our meetings so crowded we can't wiggle. Darker evenings are coming and if you know someone who does not drive at night, ask to be their private taxi.

Happy Quilting!

Ardith



Inside this issue

President's Message.....1
 Upcoming Programs 1,2
 Briefs.....2
 Who Do I Contact2
 Member Featured Artist candidates .. 3,4
 Upcoming Classes.....4
 Community Service News 5
 2024 Quilt Show Theme.....6
 2024 Quilt Show Challenge6
 "Get Round Tuit" Declutter Challenge...7
 Membership form7
 White Bluffs News8,9
 Past class photos9
 White Bluffs Harvest Shop Hop10
 FOR SALE / Classified 11
 How Do I Advertise in the Newsletter .11
 Local Quilt Shops11
 Birthdays.....12
 Machine Quilters' Guild 12
 Upcoming Quilt Shows.....12
 Notable Show & Tell quilts.....13
 Project Linus Dates13
 Rope Bowl class signup form.....14
 Apliquick class form15
 Next Meeting Dates.....16



Programs - A look ahead

Sep	Vote on Member Featured Artist
Oct	Zulfiqar Ali —antique Kashmir shawls
Nov	TBD
Dec	Annual Business meeting /holiday party

BRIEFS

Two Spaces Open for Retreat

There are still two spaces left for Fall Retreat, Tues-Sun, Sept 19-24, in Cove, OR. This is a great opportunity to finish up a UFO or to start a new project. Rooms have their own bath and at least two beds. Everyone will have a sewing table for their use. Ironing centers, irons, cutting tables and design walls will be provided. The cost is \$80/night (plus 4 meals \$60). Please email or text Ginny Coffman if you would like to join in on the fun: Ginnycoff@gmail.com, 509-786-8953.

Help and Quilts needed

Discount Vac & Sew (DVS) is looking for quilts for their Outdoor Quilt Walk on September 23. Turn in quilts between September 12 & 19 at the shop.

DVS would also like volunteers to help hang (8am) and take down (3pm) quilts on September 23. Contact vacandsew119@aol.com.

Pacific Northwest Quilt & Fiber Arts Museum is looking for "Friends" to help defray the cost of their festival coming up on October 6-8. Contact <https://www.qfamuseum.org/iqfaf-home.html#friend>.

Quiltopia Oregon is looking for quilts for their show on Nov 3 & 4. Contact www.quiltopiaoregon.com for details.

2024 Raffle Quilt

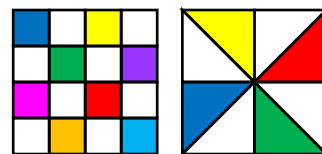
Barbara Minton has graciously volunteered to be wrangler for the upcoming Tumbleweeds Music Festival over Labor Day weekend. Thank you to those who volunteered to sell tickets.

Please be thinking about volunteering to sell tickets at the Richland Nazarene Church Holiday Bazaar on November 11, 9am-4pm; the Badger Mountain Elementary School Bazaar in December; and the Sportsmen Show in January.



2025 Raffle Quilt

Please continue to make those 16-patch and pinwheel blocks of brights and whites for the 2025 raffle quilt. I will also be in need of 2½" strips of the bright fabrics for the outermost (5th!) border. Turn in fabric and blocks to Karen Michaels. Thank you!



Quilt collection for Maui

The Maui Quilt Shop is collecting quilts for those whose lives have been affected by the recent fire. For guidelines and information, see

<https://www.mauiquiltshop.com/newsletter.htm>



Tri-City Quilters' Guild

Executive Board

Elected Officers

President Ardith Eakin
Treasurer Nancy Graves
VP AM Judy Urrutia
VP PM Jean Keaveney
Guild Secretary Cheryl Garrison

News? Questions? Concerns?

tcquilters@gmail.com

WWW.TCQUILTERS.ORG

facebook.com/tcquilters.org

[@tricityquiltersguildwa](https://www.instagram.com/tricityquiltersguildwa)

Volunteer Committee Chairs

Education

Workshops
 Library

Community Service

Member Services
 Retreats
 Friendship Groups
 Sunshine

Communications

Newsletter
 Website
 Facebook
 Facebook

Quilt Show Chair

Show Co-chair

Linda Weir
 Linda Weir
 Cheryl Garrison
 Cyndy Underwood
 Kate Giever
 Ginny Coffman
 Terri Fischer
 Sandy Moroney
 Dianne Cramer
 Karen Michaels
 Nancy Graves
 Dianne Cramer
 Ginny Hildreth
 Renee Grabiec
 Jodi Hassell

Member Featured Artist Candidates - - - - - more →

LINDA WEIR — I attended my first TriCities Guild Quilt show in 2018 shortly before I retired. The displays at the quilt show rekindled a long dormant interest in quilting and, while at the show, I joined the guild and purchased a new sewing machine. I'm so glad that I did.




Another benefit of my interest in quilting has been the many friendships I've made through the guild. I'm honored to be considered for member artist, and if selected, I will represent the guild and the art of quilting to the best of my ability.



My enthusiasm for quilting related activities remains strong as it keeps both my mind and my hands busy. Those same activities are also very good for my inner artist (or maybe it's my inner child!). And all with the added benefit of occasionally ending up with something beautiful.



MARK PALMER— After I retired I purchased a sewing machine so I could do some simple repairs. Never having sewed before I looked around for a sewing class. The first class I found was a log cabin table runner. That was nice so I looked for a second class and, knowing nothing, signed up for a Judy Niemeyer wall hanging called "Tumbleweeds." Oh boy! I remember I was so new I asked if I was using my rotary cutter correctly. In fact, I was too cheap to buy a cutting mat so I tried using a piece of plywood. That worked for exactly one cut.



Within 9 months I traded my machine in for a sewing/embroidery machine and I was on my way. I was advised to keep the original machine but I couldn't justify two machines. Silly me, in just a few months I went back and bought the same machine again so I could sew and do embroidery at the same time.

I tried renting a longarm to quilt some of my quilts and was very unhappy with the results and didn't like having to quilt with a forced time constraint. I also didn't like the idea of having someone else finish my works of art. I knew in order to do the kind of quality work I wanted I would have to take a leap and buy my own longarm, so I did. I am a one-stop-shop for sewing and quilting.



My third quilt was a mystery quilt potluck. I think the other ladies in the class thought I was nuts. I picked out the required quantity of fabric, the flashiest colors I could find, not having a clue what I was doing. When done it turned out to be the ugliest quilt ever made. By a small miracle I sold it to a nearly blind woman who just wanted something colorful. It was that!

I love sewing. I don't understand all these people trying to tell you how to speed it up and make it go faster. I want to slow it down and enjoy it. My absolute favorite thing is machine embroidery, and especially machine applique. And don't forget it's what's inside the quilt that you can't see that keeps you warm at night.



← more - - - - - Member Featured Artist Candidates

KAREN MICHAELS — As far back as I can remember, I always had a needle and thread of some kind in my hands. At age 16, I attempted my first quilt. I used squares of fabric left over from the clothes I had made and sewed them together with a not-very-accurate seam allowance. It has a poly/cotton backing and is tied and blanket-stitched with crochet cotton. What little I knew back then!



But I really discovered today's quilting in the early 1990s. My mother took me to a quilt show just for something to do. I was hooked from the moment I walked in! Quilt making gave me another creative outlet.



Over the last 30-plus years I have tried my hand at many quilt-making techniques. Foundation paper piecing has long been a favorite of mine. At one time, I taught paper piecing, and self-published several of the projects I designed for class.

I love to accept Guild challenges to stretch my capabilities, learn new techniques, try new materials. I love doing everything from "difficult and time-consuming" pieces to "quick and easy". And for a quick reward (and to help the cause), I piece or quilt a Community Service quilt.

Thank you for the honor of nominating me to be Member Featured Artist. I look forward to showing you my favorite pieces, old and new.



Upcoming Classes

Rope Bowl Class 2

The May rope bowl class was such a success that **Dana Pearson** has agreed to teach again. The next class will be on Sep 10, 1-4pm at White Bluffs Quilt Museum. Please sign up by Sept 3. Look for the flyer on page 14.



Apliquick Class

By request, Cheryl Garrison will teach this popular method of hand appliqué. Join us on Oct 15, 1-4 at White Bluffs Quilt Museum to learn how to make perfect circles, crisp points, smooth curves, and easy stems. Cheryl will demonstrate an appliqué stitch that is almost invisible! Please sign up by Oct 2. Look for the flyer on page 15.



Payment options for classes

The guild has partnered with White Bluffs Quilt Museum to provide more options when signing up for **guild classes taught by guild members at White Bluffs**. Options to enroll and pay now include:

- at a guild meeting

- drop into the museum
- online on the White Bluffs website via credit card or PayPal (there will also be a link to White Bluffs with the class information on the guild webpage)
Checks should be made payable to White Bluffs Quilt Museum.

Community Service

Community Service news

We are slowly catching up to our annual goal. I have delivered 168 quilts through August. That makes us a little bit over the half-way mark.

Let's keep working on getting the backlog of tops finished. Linda Weir won the incentive for April through June. There's still time for the next drawing, so at the meetings pick up a bundle or two. Get them quilted and turned in by the November meeting. The drawing will be at the December meeting.

When you turn in a quilt or top, please make sure you have a current community service tag on it. You can print one out from the TCQG website:

<https://tcquilters.org/files/media/332/trackingtags.pdf>

Fabrics offered at Scrap Table

Check out the latest offerings from the Scrap Table, and make up a beautiful Community Service quilt.



Notable Community Service

Look at these lovelies that were turned in to Community Service in August!



from Dana Pearson



from Dana Pearson



from Laurel Sutton and friends



The Closet

Need (free) materials to complete a Guild project? Check out the GUILD CLOSET! Pick from a rainbow of colors to create a top or back, take home a kit, or finish one with quilting or binding. There's batting, too! Fabric donations are welcome.

Access to the Closet is currently by appointment only. Email

Cyndy Underwood (quilterathart@yahoo.com),

Nancy Green

(nancysneedles@charter.net),

or Laurel Sutton

(coversincolors@yahoo.com) to agree on a convenient rendezvous.



Inspired by Tradition – A Quilt Show Theme

Growing up, we had quilts on all our beds. Not bedspreads or comforters – quilts. Most were made by my great grandmother and I still have a couple, although I don't use them. These quilts of old, worn and tattered as they are, inspire me. The fabric is frayed and the colors are faded (from much use), but I marvel at their beauty, function and simplicity. I'm also inspired by the purpose of quilts. Making quilts, until the last century or so, was a necessity. If you didn't want to freeze in your sleep, you needed some sort of cover. Whole cloth blankets could be pricey, but sewing together scraps from clothing and flour sacks was economical, functional and could be quite visually appealing. When a young lady got engaged it was tradition to get a group of women together and make her a quilt. One book I read said that she needed to have twelve completed by the wedding day! That's inspiration and a reason for a long engagement.



Nettie Ledbetter, great-grandmother, circa 1937

I always wanted to make a quilt but never seemed to find the time. I had no idea where to start. Do you have any idea how many quilt blocks and patterns there are out there?! Who can choose? I sewed clothing, but quilts seemed out of reach. Then, several years ago I was encouraged to take a class (Quilt in a Day). I gladly shopped for fabric,

bought a rotary cutter (my first), picked out batting, and bought a see through 6x24 inch ruler. Such treasures! I made an Irish Chain quilt in one day! I was hooked and definitely inspired by the common traditional pattern.

As I made my first quilt and proudly showed it off, I thought of my Grandmothers. What would they say? Whenever I see the elegant traditional patterns from traditional quilts, I am inspired once again. I am inspired by the tradition of quilts and quilt making. Most of my quilts are more modern, but I'm currently working on a more traditional block.



Nettie Ledbetter, great-grandmother, circa 1940

Stay tuned. I hope you are inspired by the tradition of quilt making. Each one is individual and beautifully inspirational.

Renee



Daisy Ledbetter, grandmother, 1950



Sandy Hofecker, mother, early 1990s



Renee Grabiec 2016

2024 Quilt Show Challenge: Origins

Origin definition: The point or place where something begins, arises, or is derived. The beginning, start, inception, foundation, base, root, pedigree, lineage, heritage, starting point, or ancestry.

Origin Challenge: Create a quilt depicting your origins. Considerations include:

- Where or when you are from
- Who or what influenced aspects of the person you are today
- Your cultural or ethnic background
- Your foundational beliefs

Rules:

- Must be a current TCQG member to enter
- Entries must reflect the theme of Origins
- Any shape, any fabric, any embellishment is allowed
- Maximum circumference of 200 inches, no minimum size
- All entries must be 3 layers held together by quilting or tying and have finished edges

Entries are due the week of March 4, 2024. Drop off locations TBA. Voting for winners will occur at the March 18, 2024 guild meeting and be displayed at the quilt show.





Membership Application/Renewal Form

Membership Year: January 1 –December 31

New Members \$25 all year • Renewals \$25 (\$30 after Dec 31)

Name (Please print)	Birthday Month and day only	
Street Address		
City	State	Zip
Phone	(circle one) New Member or Renewal	
Email (Guild use only)		
Signature	Date	

Dues are payable to TCQG. Please turn in this form at a meeting or mail along with payment to TCQG, c/o Treasurer, PO Box 215, Richland, WA 99352

FOR GUILD USE ONLY

Dues received \$ _____ Received by _____

Cash _____ Credit card _____ Check # _____

Card delivered _____ New member packet _____



The “Get Round Tuit” Declutter Challenge

The “Get Round Tuit” Declutter Challenge will help you declutter your sewing area one category at a time, one month at a time. Bring at least one item in that month’s category to either the AM or PM Guild Meeting and enter your name in a monthly drawing for a \$5.00 gift certificate (and early access!) to the 2024 Round Tuit Room. Of course, we will accept any donation from the list below during any month, but items donated during the designated month will help us with the sorting process.

- ◆ Thru Feb **Fabric** (cotton, non-cotton, precuts, fat quarters, panels, scraps, etc.)
- ◆ September **Batting** (batting scraps, foundation, fusibles, interfacing)
- ◆ October **UFOs** (kits, quilt tops, finished quilts)
- ◆ November **Knitting & Crochet** (yarn, thread, etc.)
- ◆ December **Other Craft Supplies** (stamps, paper crafts, plastic canvas, etc.)
- ◆ January **Miscellaneous** (working sewing machines, sergers, other?)
- ◆ February **Storage** (bins, baskets, organizers, etc.)



We will **not** accept non-working machines or magazines. If you, or someone you know, has a large donation, please **text** Elaine Brouillard at 509-551-2355 to make arrangements.



WBQM Displays Examples of Ethnic Diversity

Quilts are often considered to be an exclusively American craft and art. But we share our love of geometry, design, and color with cultures across the globe. This final exhibit of 2023, which will hang from September through December, celebrates our importation and assimilation of patterns and techniques from all over the world.

Not surprisingly, since we live in the Pacific Northwest, you will see a lot of influence from the Rim areas: Indonesia (batik), Hawaii (appliqué), China (Asian prints), and Japan (sashiko and designs based on Japanese heraldry). From our own part of the world, we have incorporated indigenous Seminole piecing and mola. And several pieces commemorate travel in Africa and the Middle East.

A special section will be given over to the 18x18 challenge quilts using World Traveler fabric from Hancock's of Paducah; viewers choice prizes will be awarded at the annual meeting in December.

Museum Mounts its Own DEI Effort

To complement the exhibit, three classes will let you experiment with technique while you create small projects. All are on Sundays from 1-4, all cost \$36.

Sep 17 – Kawandi

Identified with India, this technique was actually imported with enslaved Africans. Linda Williams will guide you in this method of hand-stitching scraps. Bring 20"x16" backing, 19"x15" batting, and scrap pieces; tapestry needle, crochet thread, safety pins, and scissors.





Oct 22 – Seminole piecing

Developed by Native American women in Florida during the 1800s, this technique repurposed scraps for clothing and expressed tribal motifs. Laurel Sutton will guide you in sewing strata, sub-cutting, and re-piecing to make bands of design. Bring sewing machine, rotary cutter and mat, fabric (solids are traditional, but ...)



Nov 12 – Sashiko

A style of traditional Japanese embroidery that dates back to the 1600s, when farming and fishing families had to make practical workwear with layers of cloth. Linda Weir will explain thread choice, marking methods, and the "rules" of hitomezashi and moyozashi. Kit fee of \$15 payable to Linda at the class; kit includes needles, thread, pre-marked fabric. Maximum 15.



Harvest Shop Hop for WBQM; Collect a Crop of Free Fat Quarters for Your Souvenir Quilt

With family back to school and work, you can plan a quilty get-away between Saturday September 23 and Sunday October 1.

Buy a passport for \$10 at White Bluffs Quilt Museum or any of 22 participating quilt shops; take a trip around the region; present your passport for a sticker, choose a free fat quarter, and appreciate each retailer's unique mix of fabric and fixings.

Leave your stickered passport at your last stop. Completed passports will go into a drawing for gift certificates from the host shops; incomplete passports will go into a consolation drawing.

After the hop, use your fat quarters (plus other new/used/ stash fabric) to create the 60 x 60 quilt described and diagrammed in the passport pages you keep. You'll see a gallery of possibilities at Powered by Fabric in Walla Walla, and you'll be able to sign up for workshops – free inspiration and advice from the expert. Finished quilts can be delivered to White Bluffs Quilt Museum by Thursday December 28 for exhibit and viewers choice voting during January 2024.



Past classes

Look at the beautiful work done in Cheryl Garrison's **Stained Glass with Bias Tape** class,




and in Laurel Sutton's **Winding Ways** class!



And look at these great results from the **Barn Block Painting** Class.




PROCEEDS BENEFIT




White Bluffs
QUILT MUSEUM

HARVEST SHOP HOP

SAT, SEPT 23
THROUGH
SUN, OCT 1



(509) 943-2552
294 Torbett St, Richland WA 99354
info@whitebluffsquiltmuseum.org
www.whitebluffsquiltmuseum.org




PASSPORTS AVAILABLE
AT THIS SHOP, \$10

Contains Rules, Details,
Design Pages, and a Map


- Over 20 Shops in the Mid-Columbia Region

Goldendale	College Place	Odessa	Richland	Ellensburg
Yakima	Moses Lake	Kennewick	Lind	Walla Walla
Prosser	Ephrata	Pasco	Wenatchee	Athens Oregon

- Collect a Crop of Free Fat Quarters
- Create a Souvenir Four Patch Quilt



à la
Eddie Walker



hop til you drop

Participating Shops

- | | | | |
|--|---|--|---|
| <p>3 C's Fabric
1040 E Broadway St NE #C
Goldendale, WA
509-261-2815
Wed-Sat 10-3</p> | <p>Fabric Patch
220 10th Ave SW
Ephrata, WA
509-663-5516
Mon-Sat 9-6</p> | <p>Sew Creative Sew & Vac
1139 Princeton North Ave
Wenatchee, WA
509-663-5516
Mon-Sat 9-6</p> | <p>Stitch & Time
1626 W Broadway Ave #A
Moses Lake, WA
509-707-0246
Mon-Sat 10-4</p> |
| <p>Alpine Cottage Quilting
505 SW Bade/5th St
College Place, WA
509-301-1658
Sun-Thu 9-8, Fri 9-4</p> | <p>Highland Quilts
312 E Main
Athena, OR
541-969-6178
Sun-Thu 10-5, Fri 9-4</p> | <p>Stash
25 W Main St
Walla Walla, WA
509-526-5141
Mon-Sat 11-4</p> | <p>Stitch & Time
1626 W Broadway Ave #A
Moses Lake, WA
509-707-0246
Mon-Sat 10-4</p> |
| <p>Country Fabrics
723 W Broadway Ave
Moses Lake, WA
509-764-4706
Mon-Fri 9:30-5:30, Sat 10-4</p> | <p>Janean's Bernina
6303 Burden Blvd #C
Pasco, WA
509-544-7888
Mon-Fri 9-4, Sat 9-3</p> | <p>Stitch & Quilt
4813 Tieton Dr
Yakima, WA
509-945-2560
Tue-Fri 10-3, Sat 10-2</p> | <p>The Sewing Basket
1108 Wine Country Road
Prosser, WA
509-786-7367
Tue-Sat 10-3</p> |
| <p>Crab Creek Quilting Co
4 W 1st Ave
Odessa, WA
509-982-2175
Wed-Fri 10-4, Sat 10-5</p> | <p>Powered by Fabric
5th at Rose
Walla Walla, WA
509-301-4545
Mon-Sat 9 to 4</p> | <p>White Bluffs Quilt Museum
294 Torbett
Richland, WA
509-943-2552
Mon-Thu 10-12, Fri-Sat 10-4</p> | <p>Windy Stitches & Stash
312 N Main St
Ellensburg, WA
509-201-8989
Tue-Sat 10-4</p> |
| <p>Craft Warehouse
7411 W Canal Dr
Kennewick, WA
509-783-9663
Mon-Sat 9-7, Sun 10-6</p> | <p>Quilters Café
4001 Summitview Ave #21
Yakima, WA
509-452-8666
Tue-Sat 10-5</p> | <p>White Bluffs Quilt Museum
294 Torbett
Richland, WA
509-943-2552
Mon-Thu 10-12, Fri-Sat 10-4</p> | <p>Windy Stitches & Stash
312 N Main St
Ellensburg, WA
509-201-8989
Tue-Sat 10-4</p> |
| <p>Crazy Quilter's Store
119 No 1 St
Lind, WA
509-677-3335
Mon-Fri 10-3/by appointment</p> | <p>Quiltmania
1442 Jadin Ave #C
Richland, WA
509-946-7467
Mon-Thu 10-6, Fri-Sat 10-5,
Sun 12-5</p> | <p>Walla Walla Sew Vac & Spa
900 W Rose St
Walla Walla, WA
509-529-7755
Mon-Fri 9:30-5:30, Sat 10-4</p> | <p>White Bluffs Quilt Museum
294 Torbett
Richland, WA
509-943-2552
Mon-Thu 10-12, Fri-Sat 10-4</p> |
| <p>Discount Vac & Sew
22 W Kennewick Ave
Kennewick, WA
509-586-1680
Tue-Fri 9-5:30, Sat 9-4</p> | <p>Sandy's Fabrics/Machines
24 N Benton St
Kennewick, WA
509-585-4739
Mon-Fri 9:30-5:30, Sat 10-4</p> | <p>White Bluffs Quilt Museum
294 Torbett
Richland, WA
509-943-2552
Mon-Thu 10-12, Fri-Sat 10-4</p> | <p>Windy Stitches & Stash
312 N Main St
Ellensburg, WA
509-201-8989
Tue-Sat 10-4</p> |
| <p>Fabric 108
5215 W Clearwater Ave
Kennewick, WA
509-5861741
Mon-Fri 9:30-5, Sat 9:30-1</p> | <p>passports at
these shops</p> | <p>White Bluffs Quilt Museum
294 Torbett
Richland, WA
509-943-2552
Mon-Thu 10-12, Fri-Sat 10-4</p> | <p>Windy Stitches & Stash
312 N Main St
Ellensburg, WA
509-201-8989
Tue-Sat 10-4</p> |

Classified/Local Quilt Shops

Candy Crandall • Longarm Quilter
Candy's Quilts & Things



509-531-8550
 68403 NSR 225
 Benton City, WA
 candysquiltsandthings@gmail.com



Miss Daisy Quilting
 Custom free motion and hand-guided longarm quilting services

 **Jodi Hassell**
 (509) 378-2586

missdaisyquilting
 missdaisyquilting@gmail.com



Local Quilt Shops

SANDY'S FABRICS AND MACHINES

24 N Benton, Kennewick
 509-585-4739 (ISEW)

FABRIC 108

5215 W Clearwater Ave, Suite 105,
 Kennewick
 509-586-0108
 Email: fabric108@yahoo.com
 www.fabric108.com

DISCOUNT VAC AND SEW & FABRICS

22 W Kennewick Ave, Kennewick
 509-586-1680
 discountvacandsewwa.com

CRAFT WAREHOUSE

7411 W Canal Drive, Kennewick
 509-783-9663

JANEAN'S BERNINA




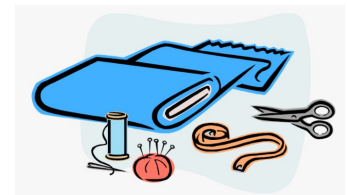
6303 Burden Blvd, Pasco
 509-544-7888
 www.janeansbernina.com

QUILTMANIA

1442 Jadwin Ave, Richland
 509-946-7467 (PINS)
 Email: quiltmania@frontier.com

THE SEWING BASKET & GIFTS

1108 Wine Country Road, Prosser
 509-786-7367



Printing & Advertising Information for Quilters' Press

- ◆ **Quilter's Press:** published six times/year by the Tri-City Quilters' Guild
- ◆ **FOR PAID ADS:** Send payment to Tri-City Quilters' Guild Treasurer at PO Box 215, Richland, WA 99352
- ◆ **Subscription:** (6 issues/year) \$10.50 per calendar year, or included in the annual membership dues.
- ◆ **Send to Editor (in writing):** your comments, information, articles, announcements. Future events for all quilt groups published free of charge. Editor: Karen Michaels 510-688-1762 pkmichae@gmail.com
- ◆ **Advertisements:** TCQG members receive one free personal advertisement (business card size) per year. Business Advertisements: quilt-related shops, fabric shops, and persons who operate a home-based quilt related business. Rates are listed at right. Display ads need not be camera ready.
- ◆ **Deadline for Newsletter Advertisement:** 20th of each even month.

Quilters' Press Advertising Rates Per Issue

Business Card	\$10 non-members — \$5 for members
Classified	\$1 per line - \$5 minimum (same for members)
Quarter Page	\$20 non-members — \$10 for members
Half Page	\$40 non-members — \$20 for members
Full Page	\$80 non-members — \$40 for members

TCQG members may place one free business card size ad per year

Upcoming Events

Walla Walla Valley Quilt Festival

Sept 15-16 10-5
Walla Walla County Fairgrounds
363 Orchard, Walla Walla, WA
www.wallawallaquiltfestival.org

SEWIQ Outdoor Quilt Walk

sponsored by Discount Vac & Sew
Sat Sep 23 10-3
At SOCO, Downtown Kennewick
<https://www.historickennewick.org/sococreativeartsfestival>

Boise Basin Quilters 2023 Quilt Show

"Ruby Jubilee"
Fri, Sat Sep 29-30 10-5
Expo Idaho, Boise
www.boisebasinquilters.org

Pacific Northwest Quilt & Fiber Arts Museum presents International Quilt & Fiber Arts Festival 2023

Oct 6-8
Edward D. Hansen Conference Center, Everett, WA
www.qfamuseum.org

Columbia River Gorge Quilters' Guild

Gorge Quilt Show
Fri, Sat Oct 13-14
Hood River County Fairgrounds
3020 Wyeast Road, Hood River, OR
www.gorgequiltersguild.com

Sew'd to Joy

Chilliwack Quilters' Guild
Oct 13-14
Chilliwack Alliance Church
8700 Young St, Chilliwack, BC
<http://www.chilliwackquiltersguild.com>
<https://fb.me/e/UJvfaEfZ>

Quilts Ahoy Quilt Show

Gig Harbor Quilters
Oct 14-15
Swift Water Elementary School
10811 Harbor Dr, Gig Harbor, WA
www.gigharborquilters.org

Washington State Quilters Show

Fri, Sat Oct 20-21 10-6
Sun, Oct 22 10-4
Spokane County Fair and Expo Center
404 N Havana Street, Spokane Valley, WA
Featured Quilter: Anita Pederson
www.wsqspokane.org/quilt-show

Quiltopia Oregon Quilt Show at the Mill

Nov 3 & 4
Willamette Heritage Center,
1313 Mill Street SE, Suite 200, Salem, OR
www.quiltopiaoregon.com

Birthdays

September

Candace Crandall
Mignonne "Marty" Cummings
Marion Dowell
Janelle Downs
Nancy Green
Sonja Hauser
Laura Hubele
Kathryn Kaser-Nichols
Elaine M. Kutschkau
Debbie Logan
Fay Marlene Martin
Carolyn Monson
Cindy Moon
Patty Morehouse
Sandra Moroney
Terese Pratt
Reba Rees
Pauline Sheldon
Darlene Smith
Suzie Stacey
Teri Stephens
Cheryl Sunderland
Judy Urrutia
Judy Westcott

October

Juanita Alvarez
Margie Calder
Ceona Chitwood
Ardith Eakin
Kristi Ruth Ellis
Rana Evans
Ethel Ferger
Barbara Furlong
Nancy Goodman
Jeanne Halapoff
Judy Halstrom
Cheryl Heinemeyer
Christy Hendricks
Cathy Jackson
Cindy Jewell
Janet Johanson
LaVerne Johnson
Robin Moore
Sherlynn Nino
Carol O'Callaghan
Jeannine Ossman
Leslie Peterson
Doreen Thompson
Marcy Traeger
Barbara Ward
Linda Weir



Please remember to bring snacks to the meeting if it's your birthday month. Thank you!



Mid-Columbia

Machine Quilters Guild

Meetings held on the last Saturday of
Jan, Feb, Apr, June, Aug, Oct

Meetings currently held in

Finley Grange @ 10am - 12pm
223005 E Main St, Kennewick, WA 99337

Please contact Jodi for further information

jhassell@charter.net

Notable Show & Tell

These beauties caught the eye of the editor at the August morning meeting.



Geneva Carroll



Carol Capelle



Cyndy Underwood



Phyllis Burnham



Sandy Moroney



Cheryl Garrison



Project Linus Dates

Sat, Sep 2 10-2

Team Battelle Workparty
Quinault Baptist Church
5400 W Canal Dr, Kennewick

Thu, Sep 14 10-4

Quilting at the Library
Richland Public Library
955 Northgate Dr, Richland

Sat, Oct 7 10-2

Team Battelle Workparty
Quinault Baptist Church

Thu, Oct 12 10-4

Quilting at the Library
Richland Public Library

Sat, Oct 14 10-3

Make a Blanket Day

Richland Public Library

Join Project Linus Quilters
as they hold these open
workshops. Bring a lunch!

Project Linus
Providing Security Through Blankets

Rope Bowl - instructed by Dana Pearson



COST: \$25 Registration Deadline: September 3, 2023

Date/Time/Location: **Sunday September 10, 2023 1:00 – 4:00**, White Bluffs Quilt Museum

Max class size: 12 - 14, depending on the number of people having portable sewing machine tables

SUPPLIES TO BRING and NOTES:

- Sewing machine in good working order that can do a traditional zigzag stitch and has stitch length and stitch width controls. Make sure to bring foot pedal, electrical cord, etc.)
- Presser Foot that accommodates the zig zag stitch, (or open toe foot, clear foot or SID foot)
- Good quality cotton thread
- Jeans needles
- Pins
- Scissors
- Seam ripper or awl
- Rope: 100 feet 3/16" Hyper Tough diamond braided clothesline available (sometimes) at Walmart in the tie downs/ropes section near the automotive section AND/OR Solid braid rope in 3/16" and 5/16" sold by the yard, available for purchase from instructor

Optional:

- Fabric strips cut 1/4 or 1/2 inch
- School glue
- Fray check
- Clips
- Safety glasses (in case of a needle break if you don't wear glasses)

Questions?: Dana Pearson danatrevor@charter.net

Signup: at a guild meeting OR at White Bluffs Quilt Museum OR on line at <https://www.whitebluffsquiltmuseum.org/wbquiltmuseumclasses-events> OR by printing, completing, and mailing the form below.

Rope Bowl Class– Sunday September 10, 1-4 @ White Bluff Quilt Museum

NAME: _____

Phone: _____

Email: _____

Mail registration form and \$25.00 check (Payable to White Bluffs Quilt Museum) to
White Bluffs Quilt Museum
294 Torbett Street
Richland, WA 99354

Appliqué with Appliquick instructed by Cheryl Garrison

Learn how to create beautiful turned-edge appliqué using Appliquick, a lightweight fusible interfacing. In this class you will learn how to make perfect circles, crisp points, smooth curves, and easy stems. The simple class project will give you experience in all these techniques. Cheryl will demonstrate an appliqué stitch that is almost invisible, but you can also machine appliqué your project if you prefer.

COST: \$35 Registration Deadline: October 2,, 2023
Date/Time/Location: **Sunday October 15, 2023 1:00 – 4:00**,
White Bluffs Quilt Museum
Max class size: 15

SUPPLIES TO BRING and NOTES:

The following required items will be available as a kit for \$5.00 (payable at the class)- **please decide when you register if you want to purchase a kit or bring your own**

- Appliquick fusible interfacing – 1 yard is plenty. Available at Janean's Bernina or online. **No substitutes, please.**
- Manicure orange sticks – Cheryl will provide.
- Glue stick – Cheryl uses cheap Elmer's water-soluble glue sticks but any fabric glue stick will work.
- Applique needles #10
- Thread – Silk thread is preferred but Aurifil 50 wt. will work as well. Be sure to match your thread to each color of your appliqué fabrics as best you can.
- Background Fabric – 10" square
- Large scraps for stems, leaves, flower, and flower center.

Students should also bring:

- Appliquick tools (OR – Cheryl will provide manicure orange sticks).
- Roxanne's Glue Baste-it
- Marking tools – e.g. Frixion pen, Bohn's white chalk pencil.
- Small, sharp-to-the-point scissors (like Kai scissors or Karen Kay Buckley's scissors).
- Needle threader if you need one
- Thimble, (or electrical tape to cover sore fingers, if you can't stand to wear a thimble).
- Small travel iron and ironing surface.
- Bring your machine only if you want to machine appliqué instead of hand appliqué.

Questions?: Questions? Text Cheryl Garrison at 616-813-5620.

Signup: at a guild meeting OR at White Bluffs Quilt Museum OR on line at <https://www.whitebluffsquiltmuseum.org/wbquiltmuseumclasses-events> OR by printing, completing, and mailing the form below.

Appliqué with Appliquick– Sunday October 15, 1-4 @ White Bluff Quilt Museum

NAME: _____

Phone: _____

Email: _____

Please check - I wish to purchase the \$5.00 kit YES _____ NO _____

Mail registration form and \$35.00 check (Payable to White Bluffs Quilt Museum) to
White Bluffs Quilt Museum
294 Torbett Street
Richland, WA 99354





Sept

Second Monday Board Meeting 9/11

6:30 pm
White Bluffs Quilt Museum
294 Torbett Street, Richland
(All members are welcome.)

Third Monday AM Meeting 9/18

10 am Social Time & Refreshments
10:30 am Meeting & Program
Hillspring Church, 1153 Gage Blvd, Richland

Third Monday PM Meeting 9/18

6:30 pm Social Time & Refreshments
7 pm Meeting & Program
Hillspring Church, 1153 Gage Blvd, Richland



Oct

Second Monday Board Meeting 10/9

6:30 pm
White Bluffs Quilt Museum
294 Torbett Street, Richland
(All members are welcome.)

Third Monday AM Meeting 10/16

10 am Social Time & Refreshments
10:30 am Meeting & Program
Hillspring Church, 1153 Gage Blvd, Richland

Third Monday PM Meeting 10/16

6:30 pm Social Time & Refreshments
7 pm Meeting & Program
Hillspring Church, 1153 Gage Blvd, Richland