


Quilters' Press

Official Publication of the Tri-City Quilters' Guild

P.O. Box 215 • Richland, WA 99352



Vol 39 No. 2

March - April 2019

www.tcquilters.org

ALMOST SHOWTIME

From Quilt Chair Cheryl Sunderland—

“Quilts Out West” is galloping into town! It’s going to take a lot of “hands” to “git ‘er done!” We still have lots of openings on the volunteer sign-ups and there’s something for everyone to do! Consider facilitating the Community Service



Participation Station, monitoring the Break Room or helping out with Admissions. Joan Pedersen still needs a list of helpers for the Silent Auction.

If you’ve been meaning to sign up, please go now to www.tcquilters.org, follow links to “Quilt Show” and “Volunteer List.” It’s easy and helps us not *freak out!*

I’m also looking for an old Wagon Wheel that I can use as a prop at the show. Does anyone out there have one to loan? Can’t wait to see you all there!

Also, a reminder: drop off challenge quilts March 4-14 at Discount Vac and Sew, Fabric 108, Janean’s Bernina, and Quiltmania.

Guild horoscope: good things ahead

The big putting-together push for February and March — as always — is the quilt show. Snow days have provided an abundance of sew days (and good moisture for the soil) but weather cancellations have meant the loss of meetings where we can organize easily by word-of-mouth. Cheryl and her committee are coping well.

In April, we will get to the new putting-together projects that came to light in January. Thanks to everyone (85 in the morning and 37 in the evening) who attended our 2019 kick-off meetings! You gave us lots of ideas — and lots of enlistment — for activities that will build belonging. The strength of that resolution spirit will propel us through the year.

If you did not make any resolutions for the Western New Year, Eastern culture will give you a second chance: February 5 ushered in the Chinese Year of the Pig. According to karmaweather.com, the “reasonable and robust” Pig “manages to make projects a reality thanks to strategic vision.” The accompanying Earth element is “synonymous with organization and availability for others,” producing “flexibility, modesty and intuition.”

Teaching and philanthropy are themes of the horoscope. Also “We should avoid to stay lonely.” Exactly the missions of the Guild!

— Laurel

President’s Message



Laurel Sutton
2019 Guild President

Quilts Out West winds up details for annual shindig

Registration closed in mid-February with a healthy number of entries. Significantly we will hang several quilts from first-time exhibitors (My First Rodeo) and from young sewists (Juniors). Additionally, there will be a collection of quilts made from Laughing Lizzie patterns to honor Colleen Blackwood, our guest artist.

There is still plenty of time to sign up for tasks before, during, and after the show. Access the list online via the website, tcquilters.org (under Quilt Show on the menu). Give yourself a rest with

a sit-down job (highlighted in green). Silent auction volunteers will also check bags for guests and distribute door prizes. Community service participation station volunteers get to sew 9-patch blocks while they sit and share quilt talk with visitors.

If you are willing and able to pound the pavement, help is gratefully accepted for the heavy lifting of frame set-up, and take-down, quilt hanging and take-down, and running for quilt return.

And if you work on the morning of Thursday, March 28, you’ll be earning a place in the chuck wagon line.

Inside this issue

Notes from the Show Chair 1
 President's Message 1
 Briefs 2
 Briefs and News 2
 Board and Who to Contact 2
 Community Closet Clean-up 3
 Newsletter Block 4
 Programs, Classes, Demos 5
 Local Shops 6
 Robin Ruth Long Workshop 7
 Classifieds & Ad Info 8
 Project Linus 9
 Birthdays 9
 Make a Grab 'n Go Bag 10
 Fiber Fest Meeting Change 10
 New Community Service Opportunity . . 10
 Mar & Apr Meeting Dates 13



Possibly how we all feel right about now. Very cold but appreciating the beauty of all this beautiful snow. "Frozen Forest," found at Quiltwoman.com

Please send corrections, ideas, and feedback to Carol O'Callaghan at oc.carol@gmail.com.

Board & Other Briefs

■ Our hearts are in it

Thanks to 35 creative members who had a heart in February! In the next five months, they'll design and piece and/or applique quilts or tops (40 x 40 or 40 x 60) for our local clients. We all get to view and vote at the August meetings.

Additional hearts will be available at meetings (in the community service corner).



■ Signs

Signs for the Quilt show can be put out beginning March 15, and should be collected as soon after the show a possible. Please bring to the April meeting to return. Thank you to all for your help with this important part of the process!

■ Want a QAL?

Some of you signed the interest list in January, and the board intends to explore the possibilities, but not until April (after the quilt show).

In the meantime, here are some opportunities: This month, Victoria Findlay Wolfe begins *Off the Cuff*

Playmaker Block of the Month. She promises to "jumpstart your creativity" with a mixture of techniques – "improv and precisely-pieced blocks, template and freeform curves blending traditional and modern, with a whole lot of PLAY!" Cost information on her website, vfwquilts.com.

In February OLFA began a 40-week/40-block quilt along to celebrate the 40th anniversary of the rotary cutter. You'll have some catching up to do; directions appear on Mondays at olfa.com/craft/blog/olfa-quilt-along.

■ Web transition SOS

Tech-savvy advice is needed for our new website and a host is being sought to guide us into and maintain a new site.

Our webmistress for the past five years, Cynthia Ewer, is retiring. We can't replace her; who among us speaks Drupal? So we're looking for user-friendly alternatives. The simpler the better.

If you have ideas or expertise, contact Jean Keaveney (communication coordinator) or Laurel Sutton (president).



WHO DO I CONTACT?

Community Service	Cyndy Underwood
Webmistress	Cynthia Ewer
Web Site Editor	Karen Brun
Communications	Jean Keaveney
Programs	Jo Matthias and Shirley Lacey
Library AM	Sharon Clement
Library PM	Jo Matthias
Workshops, Trips	Barbara Minton
Retreats	Ginny Coffman
Quilt Show Chair	Cheryl Sunderland
Membership	Ardith Eakin
Friendship Groups	Rena Christensen
Sunshine	Sandy Moroney
Facebook	Dianne Cramer
	Ginny Hildreth
Newsletter	Carol O'Callaghan

Tri-City Quilters' Guild 

EXECUTIVE BOARD & CHAIRPERSONS

OFFICERS

Each officer has 1 vote;
 President only votes to break a tie

President	Laurel Sutton
Treasurer	Jean Zoet
VP AM	Mark Palmer
VP PM	Louise Peterson
Guild Secretary	Nancy Green

www.tcquilters.org

 facebook.com/tcquilters.org

Work brigade ‘KonMaris’ Community Closet at Kaser-Nichols’ headquarters

BY LAUREL SUTTON

In two intense days, the Guild’s stash of fabric for community comfort quilts (and some of Kathy’s personal holdings) got binned, boxed, wheeled, carried, slid and hefted into Ginny Coffman’s horse trailer, then taken out, sorted, folded and re-shelved.

In between, Karen Brun sucked some dust bunnies into her new Shark and directed the re-arrangement of furniture; Rick Giever, Laurel Sutton, and Jo Matthias put together 10 units of Ikea Billy shelving (5 tall book-cases purchased by the Guild, 5 smaller pieces donated by Kathy’s neighbor).

Aisha Bourouh, Carol Capelle, Ardith Eakin, Kate Giever, Sue Muller, and Judy Urrutia also pitched in. We logged a total of 98 hours (6 man-hours and 92 woman-hours) and refueled with lunches at both Ice Harbors.

The result is a thing of beauty: there is a clear line of demarcation (a sort of diagonal through the room) to separate Kathy’s holdings from ours. Everything we own is now clearly visible. And it goes down the hallway, stacked from waist to shoulder high!

The kit crew is eager to resume their 4th Wednesday afternoon routine in this more spacious and attractive environment. New work groups from the January sign-up lists will be scheduled soon. But don’t wait to be invited! Take a private tour (phone first 509-586-7335): you are welcome to take a back or cut a chunk or take small pieces for any community service project.

‘Spark of joy’ ignites efforts of cleaning crew à la organizational guru Marie Kondo



Laurel Sutton, Carol Capelle, Jo Matthias, and Ardith Eakin (above l-r) pause while moving material between horse trailer, truck, and building. Below (counter clockwise from left) Carol Capelle, Sue Muller Ginny Coffman, Judy Urrutia and Ardith share in the monumental task of folding and sorting fabric. (Ginny was in charge of the small “schnibbles.”) At left, the rainbow of color-coordinated completed stacks was a thing of beauty when the work was done (shown, Karen Brun).



Snappy, Scrap-Happy Windmill Block



Makes one square 15 1/2" square.*

Cutting Instructions:

Focus Fabric:

Cut one square 5 1/2"
Cut two squares 6 1/2"

Background Fabric:

Cut 2 squares 6 1/2"

Coordinating Fabric:

Using 2 different fabrics
cut strips 3" by at least 26"

Sewing Instructions:

DRAW a diagonal line on the wrong side of the two 6 1/2" background squares (or use a Quick-Quarter ruler to mark the two sew lines).

PLACE the background and the focus fabric squares right side together. Sew 1/4" along each side of the diagonal line. Cut on the diagonal line. Press seams towards the focus fabric. Square up the 4 blocks to 5 1/2".

SEW the long side of the two coordinating fabric strips. Press seams towards the dark. Sub cut into eight 3" strips. Sew into four 4-patches. Press seams.

LAY OUT the blocks as shown in the drawing. Sew in rows. On the two outer rows press seams away from the 4-patch units. For the center row press the seams towards the center block. Press the two final row-seams away from the center block.

**If your square is NOT 15 1/2" then your sewing machine may not be sewing a 1/4" seam. Please ask someone for help with your machine.*

Programs, classes, demos & soup

Take advantage of opportunities to ignite your creative spirit, expand your skills and broaden your artistic sphere at these events

March, April programs will inspire and inform

MARCH — Last summer, Wendy Ball challenged us to use at least three “Unconventional” materials in quilts whose perimeters measure less than 160 inches. We get to see the results at the March meetings. She and her helpers will arrange an anonymous exhibition. As is the tradition, we take time to appreciate the skill and talent of our colleagues, try to locate all the other-than-cotton components, and guess who entered what. We won’t know for sure until identities – and winners of the secret ballot – are revealed at the quilt show.

APRIL — April’s program will explain the activities of White Bluffs Quilt Museum. For seven of its dozen years, White Bluffs Quilt Museum has made its home in a small storefront in Richland; for many Guild members and several friendship groups, it has become a home-away-from-home. But meeting space is just one of the benefits on offer to members and friends.

Jean Zoet, former president of the White Bluffs board, will review the multiple missions of our sister non-profit. Preservation, of course, is the key, and she will share examples from the archive. Keeping the skills alive is another dimension of preservation, and she will explain how all the varied interest groups and activities allow for informal sharing, while formal instruction is offered in classes and workshops.

- Challenge quilts are due between March 4 and 14. Deliver (along with delivery form and note about non-cotton ingredients) to Discount Vac & Sew, Fabric 108, Janean’s Bernina, or Quiltmania.

White Bluffs Classes:

Saturday Mar 9 — Noon
Soup, News & Demos*

Puff Quilts and English Paper Piecing. Sample kits available.

Mar 12 — 10 am - 4 pm

Barn Blocks class rescheduled from Feb 23 due to weather.

Moved to White Bluffs.

Still \$120, still serving lunch.

A second class is being considered for the summer. Stay tuned!

Saturday April 13 — Noon
Soup, News & Demos*

Pine Needle Baskets
Sample kits available

Saturday April 27

Stash & Studio Sale

If you have fabric, patterns, or tools that you no longer use or need, sell them!

Tables rent for \$25.

Saturday May 11 — Noon
Soup, News & Demos*

Beginning Weaving
(more to follow)

Saturday June 8 — Noon
Soup, News & Demos*

Spinning (more to follow)

**For Soup, News & Demo Days, Information & inspiration will be free; a \$5 donation is requested for lunch*

Info contact White Bluffs Museum
294 Torbett, Richland
509-943-2552
info@whitebluffscenter.org
www.whitebluffscenter.org



Brigitte Okamoto holds a fun, unique art collage piece dubbed, appropriately, “Pink Pump.” Consider marking calendars now for Okamoto’s class in September!

Collage quilting is unique by design

Brigitte Okamoto, a Laura Heine certified instructor, will come from Kalispell in September to give a two-and-a-half day collage workshop. On Monday, Sept 16, Brigitte will give the entire guild a lecture at our regular meeting and on the following evening, will give her students an early evening trunk show and teaching time.

For the following two days, Wed & Thurs, she will teach all day, even staying late on Wednesday if we need her help. Cost is \$120. Brigitte will give us a list of Laura Heine patterns for us to choose from to purchase for the class. She will also have kits available. Brigitte’s goal is to have her students relax, have fun and finish their collage.



Local Shops

CRAFT WAREHOUSE

7411 W Canal Drive, Kennewick, WA
509-783-9663
10% discount on one item per visit - show your card

DISCOUNT VAC, SEW & FABRICS

119 W 1st Ave, Kennewick, WA
509-586-1680
www.discountvacandsewwa.com
10% discount to TCQG members n regularly priced fabric

FABRIC 108

5215 W Clearwater Ave, Suite 105, Kennewick, WA
509-586-0108
Email: fabric108@yahoo.com
www.fabric108.com

HONEY BEE QUILTING

713-A 9th St, Benton City, WA
509-578-4715

JANEAN'S BERNINA

6303 Burden Blvd in Pasco
509-544-7888
www.janeansbernina.com

JOANN FABRICS

751 N Columbia Center Blvd, Kennewick
509-736-0970

QUILTANIA

1442 Jadwin Ave, Richland
509-946-7467 (PINS)
Email: quiltmania@verizon.net
15% discount to TCQG members on fabric and notions

SANDY'S FABRICS AND MACHINES

24 N Benton, Kennewick
509-585-4739 (ISEW)

THE SEWING BASKET & GIFTS

1108 Wine Country Road, Prosser, WA
509-786-7367
10% discount to TCQG members

SHOP LOCAL • THANKS!

Candy Crandall • Longarm Quilter
Candy's Quilts & Things



509-531-8550
68403 NSR 225
Benton City, WA
candysquiltsandthings@gmail.com




Susan Engelking
(509) 578-4715
engelking20009@aol.com

Custom Machine Quilting

Open Tues - Sat 10am - 4pm
713-A 9th Street
Benton City, WA 99320

Fabrics • Quilting Supplies • Classes



Happy Life Quiltworks, LLC

Toni R. Jones,
Professional Longarm Quilter

509-845-7437
coug.quilter@gmail.com

AREA 51 QUILTING

RENA CHRISTENSEN
OWNER / QUILTER


34803 N Firewood Dr. Benton City, WA 99320
480-242-1508
awof1234@yahoo.com

HELPFUL DEFINITIONS — "Fabricologist: one who has perfected the art of stashing fabric."
(Thanks, Jean K)

“Mariner’s Compass Basics”

It all started when Robin Ruth tried to make a Mariner’s Compass quilt for her submarine officer husband. In January 2015, Robin took an idea she had been thinking about and launched Robin Ruth Design. She has developed a new line of revolutionary rulers, books, patterns and a technique for making STRIP-PIECED mariner’s compass blocks in 16 sizes — that’s right, NO PAPER PIECING!

Mariner’s Compass Basics is a technique class where students will make a basic compass block and learn to finish it by attaching it to a background. Robin will share tips using this revolutionary new strip-piecing way for making Mariner’s Compass blocks. She has numerous ideas for turning these blocks into amazing quilts like the one shown to the right.



Skinny Robin: 45° angles

Fat Robin: 60° angles

Choose one of two compass blocks: **Skinny Robin** (based on 45 degree angles) or **Fat Robin** (based on 60 degrees.)

Location: Benton PUD Auditorium in Kennewick

When: Tues, June 18 9:30 – 4:30

Cost: \$65 **PLUS*** required purchase of:
Skinny Robin or Fat Robin 16 Point Mariner’s
Compass Book and Ruler*

***Rulers and books available** online at <https://robinruthdesign.com/shop> or at Quilting Bee in Spokane

Questions? Contact Barbara Minton at 509-392-1684 or mintonba@hotmail.com

Robin Ruth Long Workshop Registration Form

One-day workshop on Tuesday, June 18. \$65 (\$50 deposit required)

Workshop must be paid for in full no later than May 31

Name _____

Phone No _____

Email Address _____

IMPORTANT: Write e-mail address legibly as additional information and supply lists will be sent by e-mail

Street Address _____

City _____ State _____ Zip _____

Mail Registration along with check for \$50 deposit or total amount (payable to TCQG) to:

TCQG-Treasurer
PO Box 215
Richland, WA 99352



QUILTING “HELPER” — Mark Palmer shared this recent picture of his little quilting sidekick, “Cairo.” “She is very fond of quilts,” he says, “though mostly for sleeping in.” This winter as he was dragging a quilt from his design floor to the sewing room, he wondered why it was so heavy and discovered her sound asleep in the middle of it. While he admits it’s difficult to work on binding with her asleep on his lap, she did once teach him something: one day she dug a hole in the middle of the batting of a half-done quilt on the longarm, he said, making a very nice bed for herself. “I learned that day how to patch a hole in the middle of queen-size batting.” But truth be known he adds, “she’s not always as much help as she thinks she is.”



Get em while
they're hot

Invite family, friends, neighbors and coworkers to the show with a bookmark. Find them at meetings or at White Bluffs. And while you're at it, add a pre-sale show ticket as a small gift and special invitation to the show. (Tickets are free to you unless used by your guest.)

For Sale

Bernina 7 Series Sewing Machine Model 740 • Purchased from Janean's Bernina, 2016 • Beautiful condition, extras available. \$2,000 • Contact Joan Merz, 509-628-1498

From the Estate of Jane Smith: Baby Lock Tiara (I) purchased Dec 2013 Asking \$3,800 M • Includes: Table 30"x36" • All Manuals • Tension Gauge • Bobbin Winder with approx. 10 class M bobbins • Stitch Regulator • Needle Down option • Needles • Throat size is 16" deep and 8 3/4" high • Ginny Hildreth at Discount Vac & Sew has offered free lessons • Contact Ron Smith at 509-380-5091 or rjkssmith@charter.net

Two featherweight machines, beautiful condition. One black and one white. Black comes with a whole kit full of accessories, white has smaller assortment. \$350 each Contact Phil Brackenbury at philip.brackenbury@gmail.com or 509-521-88347

Printing & Advertising Information for Quilter's Press

- **Quilter's Press:** published six times per year by the Tri-City Quilter's Guild, PO Box 215, Richland, WA 99352
- **Subscription:** (6 issues/year) \$10.50 per calendar year, or included in the annual membership dues.
- **Send to Editor (in writing):** your comments, information, articles, announcements. Future events for all quilt groups published free of charge. Editor: Carol O'Callaghan 509-289-9065 oc.carol@gmail.com
Items will be used as space permits.
- **Advertisements:** TCQG members receive one free personal advertisement (business card size) per year. Business Advertisements: quilt-related shops, fabric shops, and persons who operate a home-based quilt related business. Rates are listed at right. Display ads should be camera ready.
- **Deadline for Newsletter Input:** 15th of February, April, June, August, October, and December.

Quilter's Press Advertising Rates Per Issue

Business Card	\$10 non-members — \$5 for members
Classified	\$1 per line - \$5 minimum (same for members)
Quarter Page	\$20 non members — \$10 for members
Half Page	\$40 non-members — \$20 for members
Full Page	\$80 non-members — \$40 for members

TCQG members may place one free business card size ad per year.



Project Linus

*Providing Security
Through Blankets*

SATURDAY, Mar 2 10 am – 4 pm
Team Battelle/Workparty
Quinault Baptist Church
5400 W Canal Dr, Kennewick
509-460-7120

THURSDAY, Mar 14 10 am – 4 pm
Quilting at the Library
Richland Public Library
955 Northgate Dr, Richland
509-942-7454

SATURDAY, Apr 6 10 am – 4 pm
Team Battelle/Workparty
Quinault Baptist Church

THURSDAY, Apr 11 10 am – 4 pm
Quilting at the Library
Richland Public Library
509-529-7755

SATURDAY, Apr 20 10 am – 4 pm
Quilting at the Library
Richland Public Library



www.projectlinus-tc.org

MARCH

Vicki Boisoineau
Elaine Brouillard
Ginny Coffman
Chris Cowen
Janet Ente
Ginny Hildreth

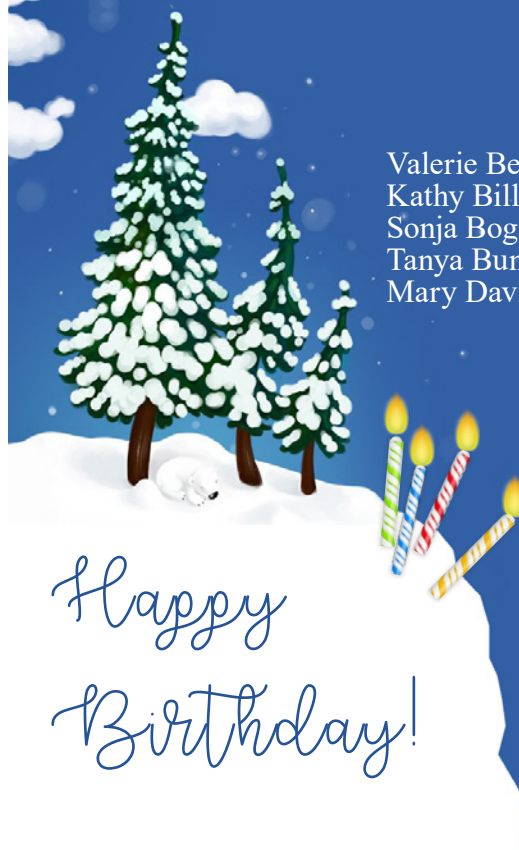
Nici Hillebrant
Donna Hingle
Connie Hull
Cheryl Hoffman
Carole Jensen
Judy Leahy

Jo Matthias
Gloria Matz
Debbie Mellinger
Linda Morrison
Monica Shipley
Laurel Sutton
Sue White

APRIL

Valerie Beaver
Kathy Billow
Sonja Bogart
Tanya Bunch
Mary Davis

Michele Dickinson
Patty Eick
Judy Fairbairn
Linda Glaman
Brandi Hansell
Kay Hendrickson
Halli Hilliard
Jean Keaveney
Anne Medford
Carol Murphy
Mark Palmer
Christine Powell
Cathy Sahli
Susan Stone
Florene Turlington
Janice Wellington
Sarah Yearsley
Dorothy Yount



*Happy
Birthday!*

If it is your Birthday Month, please bring treats to share at the meetings.

GUILD FABRIC CLOSET

Need fabric or batting to complete a Guild project? Decluttering the sewing area? Check out the Closet! Fabric donations are welcome.

Kathy Kaser-Nichols' office
229 N Fruitland, Kennewick
509-586-7335

Have grab bag, will travel

Retreats are a fun way to focus, socialize and treat yourself to time spent relaxing with fellow quilters. If it seems daunting to pick up your sewing room and hit the road, consider these helpful suggestions to make it easier on yourself. Create a “Grab ’n Go Bag!”

PACKING LIST

- Sewing machine
- Machine power cord and foot pedal
- Toolbox with sewing notions and machine supplies (bobbins, feet, etc)
- Thread box
- Portable light
- Portable adjustable height sewing table or foot rest
- Seat cushion or adjustable height chair
- Power strip
- Extension cord
- Iron
- Pressing pad or Ironing board
- Cutlery tray or basket with cutting supplies
- Cutting mat
- Rulers in tote
- Project boxes with projects
- Fat quarters or scraps
- Wine and chocolate (optional)



TIPS FOR GRAB ’N GO

- Choose portable furniture for ergonomics
- Take your own adjustable chair
- Store portable quilt furniture in the garage or easy load up
- Store your supplies in portable containers
- Institute a scrap plan, so you have scraps ready for class/retreat
- Use project boxes for UFOs and WIPs, so they are ready to “Grab ’n Go”
- Set up for retreat with ergonomics in mind
- Use task lighting for each task
- Take breaks, change activities, and stretch
- Live, Laugh, and Love in the present moment!

*This list was compiled by Lois Hallock, an ergonomics engineer who also quilts!
Shared by Barbara Minton.*

■ White Bluffs Fiber Fest meeting time change

The next monthly meeting of the Fiber Fest group will be Sunday, March 3, at noon, not 1 pm as previously announced. For information, please contact Jenny at virginiatreadway1174@gmail.com.

Mid-Columbia Machine Quilters Guild

Meetings held on the last Saturday of:
Jan, Feb, Apr, Jun, Aug, Oct

Meetings Currently Held in
Banner Bank Conference Room @ 10am
203 W. 1st Ave, Kennewick WA 99336-3930

Please Contact for Further Information
tanyabunch@msn.com
ednawigger@outlook.com



The Everett Quilt Show April 26-27

Festive Thursday Night Gala • Classes Friday and Saturday
Friday night Keynote Speaker
www.everettquiltshow.com

• • •

Palouse Patchers “Moon River” Quilt Show

April 13 & 14 • Sat 10 – 5; Sun 10 – 4
Moscow, ID Admission: \$5 • 200+ quilts on display
www.palousepatchers.org

Got friends? Need gathering place?

Bonaventure Assisted Living on Bellerive Drive just South of Gage wants to host a small group on a regular basis. Assistant activity director Jasmin Valdez hopes that residents could attend and/or participate.

If your group is focused on community service, this would be an excellent opportunity to quilt WITH recipients rather than FOR them.

Sherry Lynn Wood (author of the

Improv Handbook for Modern Quilters) recommends quilting WITH rather than FOR as a way for “the community of quilters to continue to grow in diversity in the areas of race, age, gender, nationality, and class.” She sees the act of working together on a craft as an avenue to “social change, systemic healing, and growth for guild members and the broader communities they are a part of.” - from an interview for the Quilt Alliance blog 5/30/17

If you want to accept Bonaventure’s invitation (with or without the social action overlay), phone Jasmin at 509-628-0221. If you want to recruit more quilters, contact Rena Christensen (our bee keeper) or Ardith Eakin (member services coordinator); they have the list of members who want to join friendship groups. If you want fabric and/or ideas, contact Cyndy Underwood (community service coordinator) or Kathy Kaser-Nichols (closet keeper).

PO Box 215, Dept. QP
Richland, WA 99352

Return Service Requested



MARCH

Second Monday Board Meeting 3/11

6:30 pm

White Bluff's Museum

294 Torbett Street, Richland

(All members are welcome.)

Third Monday AM Meeting 3/18

10 am Social Time & Refreshments

10:30 am Meeting & Program

Hillspring Church 1153 Gage Blvd, Richland

Third Monday PM Meeting 3/18

6:30 pm Social Time & Refreshments

7 pm Meeting & Program

Hillspring Church 1153 Gage Blvd, Richland



Carole A. Jensen showed this "Indian Scrap Quilt" at last year's show. She discovered the pattern on Pinterest.

APRIL

Second Monday Board Meeting 4/08

6:30 pm

White Bluff's Museum

294 Torbett Street, Richland

(All members are welcome.)

Third Monday AM Meeting 4/15

10 am Social Time & Refreshments

10:30 am Meeting & Program

Hillspring Church 1153 Gage Blvd, Richland

Third Monday PM Meeting 4/15

6:30 pm Social Time & Refreshments

7 pm Meeting & Program

Hillspring Church 1153 Gage Blvd, Richland