


Quilters' Press

Official Publication of the Tri-City Quilters' Guild

P.O. Box 215 • Richland, WA 99352



Vol 39 No. 3

Mary - June 2019

www.tcquilters.org

■ Rising Stars

Hello wonderful quilters. I'm Candy Crandall and I will be your quilt show chair for the 2020 quilt show. I am pleased to announce that Geneva Carrol will be our co-chair this coming year. We are excited about the 2020 quilt show, and we are looking forward to working with all of you to create another wonderful quilt show next year.

Our projected date for the show will be March 20-21, 2020.

The 2020 quilt show theme will be "Focus on the Stars in 2020."

Our Guest Featured Artist will be Theresa Silva. Theresa is a talented quilter and workshop teacher and is very excited to share her knowledge with our quilt show guests.

We will need all of your help to create another great show, so please let us know how you want to help. Keep us in mind if you are spring cleaning [or summer or fall cleaning!] — the silent auction committee will collect silent auction donations all year long.

We are accepting ideas for the challenge quilts this year, too. If you have a great idea please contact me so it can be considered.

Thank you in advance for your help and support. Please contact me at any time with your 2020 show thoughts:

candysquiltsandthings@gmail.com

Post-show musings, plans, gratitude

April always creates a little lull in Guild activity: we're basking in the afterglow of another successful quilt show and recovering our strength. Some of us go on retreat. Most of us can turn our attention to putting things together for ourselves.

In this relatively quiet time, I am recalibrating my quilting goals for the year. There must

President's Message



Laurel Sutton
2019 Guild President

be a fairy quilt for my granddaughter's fifth birthday in August. There ought to be a queen-size quilt for our contractor's brother, who will give me a piece of his art in exchange. There will be a Guild challenge and projects with my several friendship groups. And there will be a series of funky experiments with scraps that I can write up and "publish" for community service. There might be a syllabus for a series of classes on quilting basics.

And there might be a DIY design ala Ruth McDowell. Ann Shaw, her disciple, gave us a taste for freezer paper piecing (putting her patterns together was easy and exciting), and created an appetite for adapting her techniques to our own images. I'll probably be recruiting a cadre of like-minded adventurers.

To that end, I'm reading Ruth McDowell's books. Early in her biography *Art & Inspirations* (C&T Publishing, 1996), she praises the philosophy of her local guild: "The concept that this is a community, not a competition, gives everyone a chance to grow. We are all richer for the experience." And the last sentence of her conclusion reaffirms: "As a community, let us celebrate the differences and delight in the diversity of the fabrics and the quilts and the quiltmakers themselves."

With the arrival of May and the end of our rest and rehabilitation, we will have lots more opportunities to do just that.

— Laurel



Giraffes' necks are too short for their mouths to reach the ground. And they give birth standing up, which means their newborns often drop about 4 feet to the ground — ouch! Get the lowdown on how to make this tallest, majestic, in some ways most graceful mammal on earth on page 5.

Inside this issue

Message from 2020 Chair!1
 President's Message1
 Briefs2
 Board and Who to Contact2
 Sewciety Girls Friendship Group3
 Friendship Group forms for Habitat3
 Newsletter Block4
 Programs, Classes, Demos5
 FiberFest Gears Up5
 Local Shops6
 Quilt Show Awards & Ribbons7
 Workshops Info & Sign-Ups8
 Project Linus Dates & Birthdays.9
 Classifieds & Ad Info10
 Heart Challenge Update.10
 Mar & Apr Meeting Dates.11



Watch ants marching!

Get a behind-the-scenes view of the teamwork that produces our annual extravaganza, in two time-lapse videos created by Eric Greenwell. With the cooperation of Three Rivers' staff who helped him hoist a tiny video camera, Eric captured the magic. The Guild has its own You Tube channel now! Search or find the link on our website and our Facebook page.

Time-lapse Quilt Show set-up and take-down on You-Tube

Board & Other Briefs

■ May & June programs

May: Name That Quilt! — A DIY sort-of trunk show/sort-of seminar about how we title our creations. Audience participation is important! Bring quilts or photos of well-named, ill-named, or un-named pieces – your own or others' (from books, blogs, or Pinterest). We'll talk about what makes a title sing and practice by suggesting new names.

NAME THAT QUILT

Mark Palmer, who has penned some very clever titles himself, will moderate.

June: Robin Ruth Long — A trunk show and talk by the Ritzville native famous for her variations on the Mariner's Compass.

■ Community tallies

The end of March saw 114 quilts delivered. In April approximately 20 more were turned in. They are in the process of being tagged and designated for delivery.

Cyndy Underwood shared letters of thanks received from agencies:

• *Dear TCQG, Thank you for your generous donation of quilts. The [Tri-*

City Cancer Center] greatly values contributions from our community. Your support makes a huge difference in the lives of cancer patients and their families. Thank You! — The TCCC Staff

• *Hello TCQG, The staff at Domestic Violence Services want to thank you for your generous donation. Thank You! — Domestic Violence Services*

■ Many thanks!

Thanks to Geneva Carroll, who donated a lovely selection of teas for refreshments at the morning meetings.

And thanks so much to Marcia Hohn of Quilter's Cache (source of 2019 newsletter blocks) for our \$100 donation.

■ Lost & Found

Two members did not retrieve step ladders after the quilt show. They are safely locked up in the storage unit; Laurel Sutton will let you in.

■ Instagram much?

If you post an Instagram photo to do with a Guild moment, or are surfing for any, try searching this hashtag or placing it in your posts: #tricitiequiltguild.



WHO DO I CONTACT?

Community Service Webmistress	Cyndy Underwood
Web Site Editor	Cynthia Ewer
Communications Programs	Karen Brun
	Jean Keaveney
	Jo Matthias and Shirley Lacey
Library AM	Sharon Clement
Library PM	Jo Matthias
Workshops, Trips	Barbara Minton
Retreats	Ginny Coffman
Quilt Show Chair	Cheryl Sunderland
Membership	Ardith Eakin
Friendship Groups	Rena Christensen
Sunshine	Sandy Moroney
Facebook	Dianne Cramer
	Ginny Hildreth
Newsletter	Carol O'Callaghan



EXECUTIVE BOARD & CHAIRPERSONS

OFFICERS


Each officer has 1 vote; President only votes to break a tie

President	Laurel Sutton
Treasurer	Jean Zoet
VP AM	Mark Palmer
VP PM	Louise Peterson
Guild Secretary	Nancy Green

www.tcquilters.org

 facebook.com/tcquilters.org

"There are no strangers here; only friends you haven't met yet."
~ William Butler Yeats



"Sewciety Girls" offer companionship, creative time to working members

BY LAUREL SUTTON

At the PM meeting in January, five acquaintances sat at the same table and wished for a new small group that would meet in the evening. They are now friends – charter members of the Guild's newest friendship group, the Sewciety Girls, which meets from 6:30-8 pm on the 2nd and 4th Wednesdays at White Bluffs Quilt Museum.

Carol O'Callaghan facilitates the group. On the last Wednesday in April, she was the only attendee who arrived (a little late, from her second job) without a project [editor's note: it was in the car!]. Cindy Jewell was finishing her heart challenge, Jo Matthias was piecing a twin size quilt

for a grand-nephew, Jean Keaveney was binding a table runner, and Dianne Cramer was embroidering hedgehog faces on a baby quilt... and then set that aside to continue knitting a beautiful cowl.

At present, Sewciety Girls has no agenda beyond admiring and encouraging each other's efforts. If you are like Carol who is grateful for experts from whom to glean

tricks of the trade, or like Cindy who is looking for like-minded hobbyists to sustain her spirit post work-day, or, like Jo who appreciates a group where you can hear and be heard, and a single conversation can run its course, you should put this group on your calendar. Carol can be reached by phone or text at 509-289-9065, or email at oc.carol@gmail.com — or just by coming to a "Girls" night with your project!



Dianne Cramer puts away some embroidery to knit cable stitches into a beautiful cowl.



Cindy Jewell is coaxed into showing off her "heart project" quilt top having just wrapped up the final touches. Jo Matthias right.

Another group is starting up too. Run by Community Closet member Cyndy Underwood, the group will meet the 1st and 3rd Tuesdays from 12:30 at White Bluffs Quilt museum. Members will work on quilts for Habitat for Humanity which will finish four homes for families between now and October. "My goal is to get ahead so that we won't have to make a mad dash to get the quilts that are needed for each family," Cindy says. Quilts are needed for boys 7 and, 11 years old, and girls 3, 6, 8, 8, 10, 12 and 19 years old. For information contact Cyndy at 509-528-9281.



With a constant variety of projects in progress, the Sewciety Girls invite new members to make friends, learn and share techniques with fabric and textiles twice a month. And laugh a lot. L-R: Jo, Cindy, Dianne Cramer and Jean Keaveney.

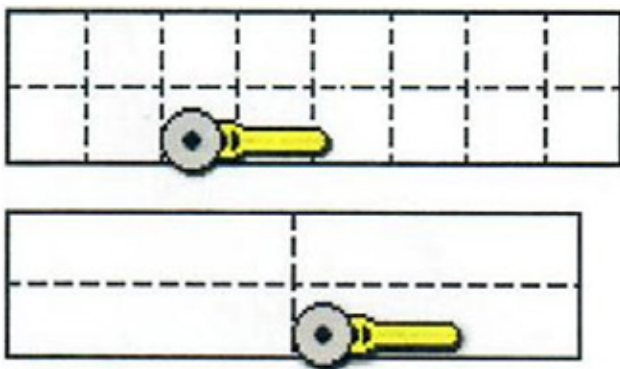
■ ONE OF THE ADVANTAGES of Guild membership is to foster fellowship between aspiring quilt artists. Learning and passing on knowledge is a primary goal of Tri-City Quilters' Guild. The Guild has many Friendship Groups but most are not able to accept new members due to space constraints. Members are encouraged to start new groups and register them with Friendship chair Rena Christensen. Some guilds are however open to new members. To find out more or to register a new group, contact Rena at 480-242-1508 or email awof1234@yahoo.com.

Johnny Around the Corner

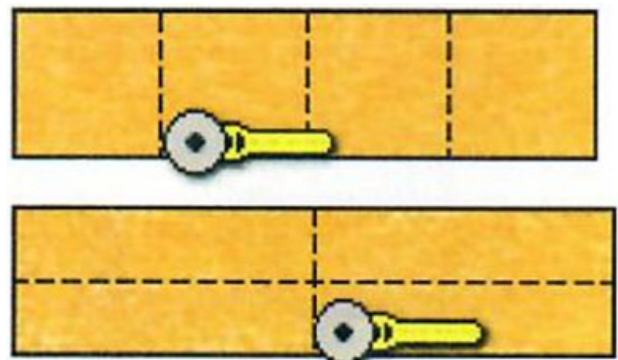
Makes one 12" block

You will be provided with one 4" strip of white background. You will need to provide one 6 1/2" center square and two coordinating accent strips 3 1/2" x 14" and 4" x 13".

- Subcut the background color into sixteen 2" squares and four 2" x 6 1/2" rectangles



- Subcut the 3 1/2" accent strip into four 3-1/2" squares.
- Subcut the 4" accent strip into four 2" x 6 1/2" rectangles.



- Mark the diagonal on the wrong side (if 2 sided) of the 2" background squares.
- Sew a 2" square on the marked line to each of the 4 corners of the 3 1/2" squares.
- Press to the outside and trim the excess on the back side.
- Sew a 6 1/2" background strip to each of the 6 1/2" accent strips along the long side and press to the darker fabric.
- Sew an outside rectangle to the left and right side of the center square and press to the outside.
- Sew a corner block to each end of the other two rectangles and press to the inside.
- Complete the square as shown in the diagram.



Used with permission of Quilters Cache, www.quilterscache.com. Any modifications, if any, are purely the responsibility of the Tri-City Quilters' Guild.

Programs, classes, demos & soup

Take advantage of opportunities to ignite your creative spirit, expand your skills and broaden your artistic sphere at these events

A new hands-on exhibit begins at White Bluffs

“Warp and Weave,” a Fiber Fest 2019 exhibit, will be featured at White Bluffs April 30 through July 27. The exhibit features some amazing textiles, said festival organizer Virginia Treadway, as well as a number of looms warped and ready for visitors to try their hand at weaving.

The exhibit also features a collection of Drop Spindles (shown at right). Drop Spindles have been in use since before recorded history. Most historians agree that the practice of spinning fibers into yarn or thread existed over 10,000 years ago, Treadway said.

Come to White Bluffs and view this new exhibit, enjoy the variety of fibers (animal and plant), the drop spindles, some stunning hand woven fabrics — and weave a bit too!



Fiber Fest 2019 to offer summer-long series



Plan to attend Fiber Fest 2019, “A Celebration of the Origins of Cloth, its production and importance to our civilization.”

October 18-19 will see the grand finale of a summer-long series of classes and demonstrations.

Coordinators recently added 16 new classes and more are still being scheduled. Find dates, photos, descriptions, and updates on the web at www.whitebluffscenter.org.

White Bluffs Classes:

Saturday May 11 — Noon
Soup, News & Demos*
Beginning Weaving

Saturday June 8 — Noon
Soup, News & Demos*
Spinning

**For Soup, News & Demo Days, Information & inspiration will be free; a \$5 donation is requested for lunch*

White Bluffs Museum
294 Torbett, Richland
509-943-2552

info@whitebluffscenter.org
www.whitebluffscenter.org

SEW-Q workshops

Textile artist, photographer, and world traveler from Adelaide, Australia, Pam Holland has the Tri-Cities on her itinerary in May.

- Thurs & Fri, May 9-10, she will teach “Geraldine Giraffe.”
- Sun & Mon, May 12-13, she will teach a design called “Poppy.”

Workshops run from 9 am to 4 pm at the Benton PUD auditorium. Each two-day workshop is priced at \$150. Make your arrangements with Linda Woosley – 509-531-6905.



Teaching new quilters

Interested in learning or teaching basic quilting techniques? Other guilds host monthly sessions for beginners. Should we? Talk to Laurel.



Barn Block day at White Bluffs yields colorful harvest

Guild members took a stab at making quilt blocks with paint and brushes instead of needles and thread, at a workshop sponsored by White Bluffs Quilt Museum last week. Mountains of removable yellow frog tape were generated as the beautiful wooden squares developed during the day.



Local Shops

CRAFT WAREHOUSE

7411 W Canal Drive, Kennewick, WA
509-783-9663
10% discount on one item per visit - show your card

DISCOUNT VAC, SEW & FABRICS

119 W 1st Ave, Kennewick, WA
509-586-1680
www.discountvacandsewwa.com
10% discount to TCQG members n regularly priced fabric

FABRIC 108

5215 W Clearwater Ave, Suite 105, Kennewick, WA
509-586-0108
Email: fabric108@yahoo.com
www.fabric108.com

HONEY BEE QUILTING

713-A 9th St, Benton City, WA
509-578-4715

JANEAN'S BERNINA

6303 Burden Blvd in Pasco
509-544-7888
www.janeansbernina.com

JOANN FABRICS

751 N Columbia Center Blvd, Kennewick
509-736-0970

QUILTANIA

1442 Jadwin Ave, Richland
509-946-7467 (PINS)
Email: quiltmania@verizon.net
15% discount to TCQG members on fabric and notions

SANDY'S FABRICS AND MACHINES

24 N Benton, Kennewick
509-585-4739 (ISEW)

THE SEWING BASKET & GIFTS

1108 Wine Country Road, Prosser, WA
509-786-7367
10% discount to TCQG members

Candy Crandall • Longarm Quilter
Candy's Quilts & Things



509-531-8550
68403 NSR 225
Benton City, WA
candysquiltsandthings@gmail.com




Susan Engelking
(509) 578-4715
engelking20009@aol.com

Custom Machine Quilting

Open Tues - Sat 10am - 4pm
713-A 9th Street
Benton City, WA 99320

Fabrics • Quilting Supplies • Classes



Happy Life Quiltworks, LLC
Toni R. Jones,
Professional Longarm Quilter

509-845-7437
coug.quilter@gmail.com

AREA 51 QUILTING

RENA CHRISTENSEN
OWNER / QUILTER

34803 N Firewood Dr. Benton City, WA 99320
480 242 1508
awof1234@yahoo.com

SHOP LOCAL • THANKS!

**Housework comes before quilting...
in the dictionary!**

Quilt Show Winners & Accolades!

BEST OF SHOW



"Cool Hearts Afire"
Marjorie Serier

Marjorie chose "cool purples, pinks, greens for a soothing and relaxing stroll through a field of heart-shaped flowers."

From "Hearts Afire" by Sixth Street Designs

Machine pieced, appliqued, embellished.

3rd PLACE




"Winter Wonderland"
Karen Brun

The variety in piecing made this the perfect project for Karen. Every embroidered star and block is a little different. Blue tones keep it from being "Christmasy"

Of note: she had to make the music block twice following an unfortunate coffee spill. Designer Meg Hawkey. Machine pieced, hand embellished.

SHOW CHAIR'S AWARD




"New York Beauty"
Carol Shoaf

Carol waited years before tackling this quilt, but when she finally jumped in and the project went quickly. She used many types of fabric including her own hand dyes. Pattern Karen Stone, pieced and quilted by Carol Shoaf.

2nd PLACE


About 2600 yoyos make up this spread, made on many road trips and while watching lots of TV. Sewing them together took nearly as long as making them.



"YoYo Spread - Finally!"
Jeanne Welch

PRESIDENT'S CHOICE

Is it a bookcase or a quilt..? Many clever, creative and talented hands combined to create this memorable quilt.



"The Dining Room"
Make it Modern

2020 SHOW PARTICULARS

"Focus on the Stars"

Friday, March 20, 10-6
Saturday, March 21, 10-5

\$8 (good for both days)

Three Rivers Convention Center
7016 W Grandridge Blvd
Kennewick, WA

GREEN WITH ENVY RIBBONS:

Val Alderson
Karen Brun - Winter Wonderland
Karen Brun - Winter Wonderland
Phyllis Burnham - At the Crossroads
Linda Edmiston - Roseville
Ethel Feger - Snowflakes
Alice Ikenberry - Modern Dear Jane
Alice Ikenberry - Modern Dear Jane
Alice Ikenberry - The Twenty-Year Quilt
MartyJackel - Birds, Butterflies, Flowers

Cathy Jackson - Another Door Opens
Joan Jensen - Fire and Ice
Susan Keuhlen - The Coral Sea
Debbie Kunkel - NCQ Quilt Challenge
Nina Liebler - Scraps from Senior Quilts
Marlene Oddie - Fly Free
Joyce Owens - Umbrella Girls
Mark Palmer - Starry Rose
Mark Palmer - Why is my Scrap Bin Still Full?

Dana Pearson - New York Beauty
Christine Powell - Sew Happy
Marjorie Serier - Cool Hearts Afire!
Marjorie Serier - Amish Color Twist III
Barbara Sherrill - Neutral Territory
Teresa Silva - Pom Pom
Eddie Walker - Round We Go
Jeanne Welch - Yo-Yo Spread - Finally!!
Sue White - Moonlit Mountain Lakes
Jean Zoet - Road to Vantage

Robin Ruth Long Workshop Tuesday, June 18, 2019

Mariner's Compass Basics is a technique class where students will make a basic compass block and learn to finish it by attaching it to a background. Robin will share tips using this revolutionary new strip-piecing way for making Mariner's Compass blocks.

Location: Benton PUD Auditorium in Kennewick

Date: Tues, June 18, 2019 9:30am - 4:30pm

Cost: \$65 plus **REQUIRED PURCHASE OF:** Skinny Robin or Fat Robin 16 Point Mariner's Compass Book and Ruler.

Laura Heine Certified Instructor Brigitte Okamoto September 17-19, 2019

Have you ever bought one of those wonderful collage patterns by **Laura Heine** and then were unsure of what to do with it. TCQG is bringing **Brigitte Okamoto**, a Laura Heine certified instructor, from Kallispel, MT, to give a 2½ day workshop. Choose a Laura Heine pattern and have a fun and relaxing time finishing your collage. This is a **NO SEWING MACHINE** workshop.

Location: United Way Auditorium in Kennewick

Dates: Sept 17 Tues 5-8pm, Sept 18 Wed 9am-8pm, Sept 19 Thurs 9am - 4pm

Cost: \$120 and purchase of a Laura Heine pattern

Colleen Blackwood, October 19, 2019

The National featured Artist from our 2019 Quilt Show has agreed to teach another class for TCQG.

You have a choice between 2 patterns: "Out of Focus" or "Collision Course"

Location: United Way Auditorium in Kennewick

Date: Saturday, October 19 9am-4pm

Cost: \$40 plus one of Colleen's patterns

✂ ----- *Questions?? Contact Barbara Minton at 509-392-1684 or mintonba@hotmail.com*

- [] **Robin Ruth Long Workshop** One-day workshop on Tuesday, June 18th. 2019
\$65 (\$50 deposit required) with balance paid no later than May 31st
REQUIRED PURCHASE OF: Skinny Robin or Fat Robin 16 Point Mariner's Compass Book & Ruler.
- [] **Brigitte Okamoto Workshop (Laura Heine Collage)** 2½ day Sep 17-19, 2019
\$120 (\$50 deposit required) with balance paid no later than Sept 1st
- [] **Colleen Blackwood Workshop** One-day workshop on Saturday October 19th, 2019
\$40 Purchase of pattern require, either "Out of Focus" or "Collision Course"

Name _____

Phone No. _____

Email Address _____

IMPORTANT: Write e-mail address legibly as additional information and supply lists will be sent by e-mail

Street Address _____

City _____ State _____ Zip _____

Mail Registration along with check for \$50 deposit or total amount (payable to TCQG) to:

TCQG-Treasurer
PO Box 215
Richland, WA 99352



Project Linus

*Providing Security
Through Blankets*

SATURDAY, May 4 10 am – 4 pm

Team Battelle/Workparty
Quinault Baptist Church
5400 W Canal Dr, Kennewick
509-460-7120

THURSDAY, May 9 10 am – 4 pm

Quilting at the Library
Richland Public Library
955 Northgate Dr, Richland
509-942-7454

SATURDAY, June 1 10 am – 4 pm


Team Battelle/Workparty
Quinault Baptist Church

THURSDAY, June 13 10 am – 4 pm

Quilting at the Library
Richland Public Library
509-529-7755

SATURDAY, July 6 10 am – 4 pm

Team Battelle/Workparty
Quinault Baptist Church



www.projectlinus-tc.org

MAY

Normalee Adams
Sharon Avery
Maggie Bevers
Phyllis Burnham
Jane Daugherty
Patti Douglass
Barbara Herlocker
Susan Keuhlen
Marie Lavey
Cora McMurchie
Faye Notch
Kathie Pomrankey
Brenda Preddie
Vicky Roarke
Mary Slage
Shelly Thompson
Debbi Trevino
Linda Williams



JUNE

Jane Armstrong
Kendra Bacus
Wendi Ball
Marla Brown
Cheryl Garrison
Jerrine Gjerdevig
Katie Harris
Joanie Jensen
Jerrine Kirsch

Nancy Knowlton
Terry Marston
Phyllis Maynard
Barbara A Minton
Arless Redekopp
T. Kae Roan
Dottie Roberts
Caryn Root
Mary Schneider

Bonnie Severtsen
Carol Shoaf
Deb Snider
Sharon Tomlinson
Della Ward
Clintona Weaveer
Debbie Williams
Karen Windhausen
Connie Wong

If it is your Birthday Month, please bring treats to share at the meetings.

GUILD FABRIC CLOSET

Need fabric or batting to complete a Guild project? Decluttering the sewing area? Check out the Closet! Fabric donations are welcome.

Kathy Kaser-Nichols' office
229 N Fruitland, Kennewick
509-586-7335

Do you have a heart?

The clock is ticking for 35 members who went home with brown bags after the February Community Comforts programs.

The contents of the bags (precut hearts and complementary squares) can be added to, subtracted from, multiplied, or divided; you can employ any manner of piecing or applique. Be sensible about embellishment because the finished pieces will be donated for use by babies and toddlers. Finished pieces should measure 40 x 40 or 40 x 60; you can sew a top only or submit a quilt (batting and backing available at the Closet at Kaser-Nichols).

Make sure your top or quilt comes to August's morning meeting. They will be displayed through the day and judged*; winners will be announced at the evening meeting. Quilts will be delivered immediately to clients; tops will be backed, batted, quilted, and bound by CS volunteers.

* Challenges should send us into uncharted territory, and the annual guild challenge forces us to labor in isolation. With this one, the CS tribe has decided to import an impartial judge, so you can talk about your creative process. Bring your parts and pieces to meetings, share your design goals, and tell your construction stories; ask for advice or options if you need them. There is strength in numbers.

'Gone to the Dogs' goes on hiatus

Last year at this time, Judy Gelhaus surrendered to her humanitarian heart and started a friendship group to collect scraps and stuff them into pet beds for local animal shelters.

Thanks to our collective generosity (or ecological guilt), the scrap accumulation has far exceeded the bed production: 40 — evenly split between the shelters in Pasco and Kennewick.

So Judy will be taking some time off to reclaim her guest room. Also to heal a rotary cut on her index finger, injured while she was cutting up stuffing.

If you want to continue saving scraps, maybe store them in your own guest room until this group gets going again.

Challenge Entries due at 10 AM August 19



For Sale

Alto's fabric cutting system, never used. Ideal for repeat cuts on fabric, both angled and straight cuts. \$100 (retails for \$200) Contact Mark Palmer at chi3palmers@gmail.com



Beautiful antique Singer Dress-maker sewing machine, in a cabinet, an older model (# AH703995). Please make an offer. Someone would love it that collects antique machines and singers in particular. Nan Seidel at nlseidel@outlook.com or home phone 509-375-3036.



Pfaff Coverlock 4772 5-spool serger \$300. Contact Velva Harris 509-586-0755

FOR SALE Bernina B770 Quilter's Edition Contact Cheryl Heinemeyer 509-845-9261

Quilt Shows!

YAKIMA VALLEY QUILTERS' GUILD "QUILTS IN THE CITY"

May 17 & 18

Yakima Convention Center
500 quilts expected

Group rates at the Holiday Inn across the street

yakimavalleyquiltersguild.org

WALLA WALLA VALLEY 20TH ANNUAL QUILT FESTIVAL

Sept 13, 14 & 15

Nationally featured quilter
Shannon Gillman Orr

Challenge theme this year is "CELEBRATE"

Cash prizes to first, second and third place winners.

wallawallaquiltfestival.org

Printing & Advertising Information for Quilter's Press

■ **Quilter's Press:** published six times per year by the Tri-City Quilter's Guild, PO Box 215, Richland, WA 99352

■ **Subscription:** (6 issues/year) \$10.50 per calendar year, or included in the annual membership dues.

■ **Send to Editor (in writing):** your comments, information, articles, announcements. Future events for all quilt groups published free of charge. Editor: Carol O'Callaghan 509-289-9065 oc.carol@gmail.com

Items will be used as space permits.

■ **Advertisements:** TCQG members receive one free personal advertisement (business card size) per year. Business Advertisements: quilt-related shops, fabric shops, and persons who operate a home-based quilt related business. Rates are listed at right. Display ads should be camera ready.

■ **Deadline for Newsletter Input:** 15th of February, April, June, August, October, and December.

Quilter's Press Advertising Rates Per Issue

Business Card	\$10 non-members — \$5 for members
Classified	\$1 per line - \$5 minimum (same for members)
Quarter Page	\$20 non members — \$10 for members
Half Page	\$40 non-members — \$20 for members
Full Page	\$80 non-members — \$40 for members

TCQG members may place one free business card size ad per year.

PO Box 215, Dept. QP
Richland, WA 99352

Return Service Requested



MAY

Second Monday Board Meeting 5/13

6:30 pm

White Bluff's Museum
294 Torbett Street, Richland
(All members are welcome.)

Third Monday AM Meeting 5/20

10 am Social Time & Refreshments

10:30 am Meeting & Program

Hillspring Church 1153 Gage Blvd, Richland

Third Monday PM Meeting 5/20

6:30 pm Social Time & Refreshments

7 pm Meeting & Program

Hillspring Church 1153 Gage Blvd, Richland



Patty Morehouse's 2019 quilt "Burning Tumbleweeds" pays homage to a familiar image of the West — at least in these parts! From a Judy Neimeyer design called "Storybook Pastures"

JUNE

Second Monday Board Meeting 6/10

6:30 pm

White Bluff's Museum
294 Torbett Street, Richland
(All members are welcome.)

Third Monday AM Meeting 6/17

10 am Social Time & Refreshments

10:30 am Meeting & Program

Hillspring Church 1153 Gage Blvd, Richland

Third Monday PM Meeting 6/17

6:30 pm Social Time & Refreshments

7 pm Meeting & Program

Hillspring Church 1153 Gage Blvd, Richland