



■ Just in time for New Year's Resolutions: Options for Organizing Creative Spaces

Programs at the January meetings will feature Terri Fischer, a new member who recently moved to the Tri-Cities from the other Washington (the DC area). She transplanted her business as well: she is a Certified Professional Organizer®.




Terri Fischer

As a fiercely original quilter and surface designer herself, she feels the

places where we create should give us as much joy as the process itself. In order to tailor her presentation to our specific needs, she is soliciting audience input ahead of time.

For those who love your sewing space, share what works well for you. For those with challenge areas, this is an opportunity to get assistance with organizational or layout recommendations – anonymously!



If you're willing to share photos (taken by you or Terri), please contact her by phone 509-440-2035 or email at terri@consideritdoneorganizing.com with "TCQG Presentation" in the subject line.

Winding down, wending toward winter holidays, then hibernation

It is October as I write — one of those deliciously mellow, amber/auburn afternoons.

The appearance of pumpkin spice (lattes, Blizzards, Oreos, Life cereal and Pillsbury cinnamon rolls) has signaled the annual cascade of holidays — Halloween, then Thanksgiving, then Christmas or Hanukkah.


These are traditionally family times, but let's not forget our friends, particularly our quilter colleagues. They are the people who we put together around us as we put together the things which give us so much pleasure. Be grateful for them; celebrate with them. Make sure that your small group observes the spirit of the season. (If you don't have one, join or start one!)

Our large group meetings in December will repeat the theme. We'll be rejoicing in companionship and reveling in accomplishment, even though the time, place, and format have changed (see article). So mix up your favorite recipe for the buffet (mine involves pumpkin spice), wear your nametag, and bring your best finish of the year for show & tell. If it has been gifted, bring a photo.

Help look back over a year of putting people and things together. Then use the dreary days of winter to prepare for a Focus on the Stars.

— Laurel

President's Message



Laurel Sutton
2019-20 Guild President

Staying "focused" on the 2020 Quilt Show

BY CANDY CRANDALL

Summer is over and our gardens have been put to bed. With the leaves turning colors and the fall weather setting in, it is time for us all to Focus on the 2020 quilt show.

A few reminders to think about in the next few months as the temperatures turn colder and we gear up for the hustle and bustle of the holidays.

• **FOCUS** on quilts you would like to create and share with our quilting community at the 2020 quilt show.



• **FOCUS** on entering a challenge quilt or five. The "quilts on a diet" can be a lot of fun. And they can have a holiday theme. See page 3 for a reminder about the rules of the Quilt Show Challenge.

• **FOCUS** on making a set of potholders or two to be sold in the silent auction. Contact


Cathy Jackson if you need insulbright for your potholders.

• **FOCUS** on how you can help make this the best Quilt Show in 2020.

Thank you in advance for your creativity and your help!

Inside this issue

| | |
|--|----|
| President's Message | 1 |
| January Program Look-Ahead | 1 |
| Quilt Show Update from the Chair | 1 |
| Briefs | 2 |
| Board and Who to Contact | 2 |
| Show Challenge Guidelines | 3 |
| Allied Arts TCQG Quilt Show | 3 |
| Allied Arts Registration Form | 4 |
| Two 2020 Workshops to Plan for | 5 |
| White Bluffs News & Events | 5 |
| December Meetings & Potluck | 5 |
| CS November Bingo Block! | 6 |
| Make it Modern Program Recap | 7 |
| Advertising Policies | 7 |
| Sewing & Stitchery Trip & Form | 8 |
| Ads: For Sale & Help Wanted | 8 |
| Membership Application | 9 |
| Local Shops | 10 |
| Project Linus Dates | 11 |
| Birthdays | 11 |
| Nov & Dec Meeting Dates | 12 |



2020 Raffle Quilt Detail. Tickets are great team morale boosters, stocking stuffers, thank you...! Available at meetings.

Threads and Notions

■ Looking ahead

- **Jan 1:** The start of our membership year. Pay your renewal before Dec 31.
- **Jan 1:** The start of online quilt registration and interactive volunteer sign-ups go live through our website, www.tcquilters.org.
- **Jan 20:** The first member meetings of the year ... audience participation needed for preparation

■ Ticket update

We're doing well on raffle ticket sales! Over 1,060 have been sold so far, with some more checked out. Want a bundle of 20 tickets to sell to friends over the holidays? A few more events are scheduled this year, but if you have display ideas, let Laurel know.

Still needed is a person or friendship group to create a quilt for 2021.

■ Group wrap-ups

Calling All Friendship Groups! Friendship Group Coordinator Carol Capelle would like to share with the Guild at our December meeting what your group has accomplished this year in 2019 as a team, and also fun activities you have done together.

Email her at dcapelle@mac.com or contact in person with a short report plus photos. The deadline will be

Monday, Dec 9 so she can create a display to share. Call her at 509-430 9899 for more information.

■ Education turnover

The education committee has a few new faces! Cheryl Garrison, Linda Weir, Ellen Sly and Jo Matthias have picked up the responsibility of organizing programs for our meetings. Its a big job, so if you have any suggestions for program ideas, please contact one of these women with your idea.

■ Surplus for sale

Make an offer on these items that are taking up space in the storage unit. (Contact Laurel Sutton)

- 3 Sterlite stackable storage drawers 5-6" deep
- Large binder clips (good for hanging quilts or clamping backs to tables when pinning sandwiches). Order up as many as you want – there is a big binful.
- Miscellaneous bins, some with lids, some without.

■ Missing a ladder?

One last thing! Somebody did not retrieve their small ladder after the last quilt show. Unless you need it now, we'll put it on the truck for the next quilt show, and you can claim it then.

WHO DO I CONTACT?

| | |
|--------------------------------|--|
| Community Service | Cyndy Underwood |
| Web Site Editor | Karen Brun |
| Communications Programs | Dianne Cramer Jo Matthias and Linda Weir |
| Library AM | Sharon Clement |
| Library PM | Jo Matthias |
| Workshops | Barbara Minton |
| Retreats | Ginny Coffman |
| Quilt Show Chair | Candy Crandall |
| Show Co-Chair | Geneva Carroll |
| Membership | Ardith Eakin |
| Friendship Groups | Carol Capelle |
| Sunshine | Sandy Moroney |
| Facebook | Dianne Cramer Ginny Hildreth |
| Newsletter Feedback | Carol O'Callaghan |



EXECUTIVE BOARD & CHAIRPERSONS

OFFICERS

**Each officer has 1 vote;
President only votes to break a tie**

| | |
|------------------------|-----------------|
| President | Laurel Sutton |
| Treasurer | Trista Selph |
| VP AM | Mark Palmer |
| VP PM | Louise Peterson |
| Guild Secretary | Nancy Green |

www.tcquilters.org

[facebook.com/tcquilters.org](https://www.facebook.com/tcquilters.org)

2020

quilt show challenge

"SKINNY QUILTS"

BASIC RECIPE:

1. 7" or less wide
2. 40-42" long (width of fabric)
3. All entries will be hung vertically
4. Three layers – top, batting, backing

OPTIONS:

- Any fabric, any embellishments
- Any edge finish (bind, face, envelope...)
- Plastic canvas strip available for flat hanging
- Enter up to 5 pieces in up to 5 categories
- Quilt show theme: stars
- Seasonal/Holiday
- 3-D non-fabric embellishment
- Applique
- Embroidered and/or painted, bleached, dyed
- Traditional blocks, pieced by any method
- 16-years-olds & under category
- Submit Feb 24 – Mar 7, 2020 at many local fabric retailers
- Identify with your name, phone number and category.

HAVE FUN!

Be creative, try a new idea,
use up your bits and bobs,
make a gift, go where
no (wo)man has gone before!

Joan Jensen & Shirley Lacey

The show before the Show . . .

Tri-Cities Quilters Guild in its gallery during the month of January. All quilters are invited to display their work during this bi-annual opportunity. Find a registration form to print on the following page.

Allied Arts will feature Guild's quilts in January

Important dates to remember are:

- Register your quilts by Monday, Dec 2, 2019. The TCQG Display Committee compiles the list and turns it in to the Gallery. The Gallery needs this time to make the labels.
- Intake of quilts Monday, Jan 6, 2020, 10am (if you cannot bring your items in at this time, you must make alternate arrangements); Set up starts at 10 am and will continue until done.
- Quilts will be on exhibit Jan 7 through 31, 2020
- Public Artist Reception Sunday, Jan 12 from 1 - 3 pm
- Take down is Saturday, Feb 1, 10 am - noon; quilts must be picked up by 2 pm

All TCQG members are invited to display their quilts, from bed size to wall hangings to miniatures at the Allied Arts Gallery this January. Complete one form listing all your items (available on the following page or at the November meeting) or get one via e-mail from Jean Zoet. Please fill out one form for all your items. Describe each one and list if it is for sale or not for sale (NFS) along with the value. Allied Arts will carry the insurance on each item, so you must list a value even if it is not for sale.

The Gallery will create title cards for each piece on site and the TCQG Committee will be responsible for hanging and displaying the quilts. Please have your name, telephone number, and price (or NFS) on the back of each item.

The Gallery will handle the sale of your item and will retain a 35% commission, so price your work so remember to price accordingly. The Gallery will issue you a check within 60 days. Please consider displaying your quilt. Bring your friends and your money to the reception Jan 10 to admire the Guild's artistic talent. For more information or if you'd like to help hang quilts, contact Jean Zoet at the November meeting or email her at zoetjean@yahoo.com.



The Allied Arts Gallery's soft lighting, intimate space and natural light accents make this bi-annual show a special place to appreciate the artistry of our members. 2018 photo

Tri-City Quilters Guild 2020 Show at Allied Arts

Registration form

THE IMPORTANT DATES TO REMEMBER ARE:

- Register your quilts by Monday, December 2, 2019.
The TCQG Display Committee compiles the list and turns it in to the Gallery.
The Gallery will make the labels.
- Intake of quilts Monday, January 6th, 2020, 10 am until completed
If you cannot bring your items in at this time, you need to make alternate arrangements)
Set up starts at 10 am and will continue until done.
- Quilts on exhibit January 7 – 31, 2020
- Public Artist Reception Sunday January 12, 1 - 3 pm
- Take down is Saturday, February 1, 10 am - noon; Quilts must be picked up by 2 pm

Your name _____

Address _____

Email and Phone _____

LIST OF ITEMS:

(Include title, medium, value (for insurance purposes) or sale price (remember CBAA takes a 35% commission), size (for planning our display) example: large quilt, 70 x80, "My Dream Quilt," \$500, cotton fabric

NOTE: • *Please have your name, telephone number, and price (or NFS) on the back of each item.*

- *Please prioritize your items for display in case we have too many to hang, we will honor your preferences.*

1. _____

2. _____

3. _____

4. _____

5. _____

Programs, classes, demos & more

Opportunities to ignite your creative spirit, expand your skills and broaden your artistic sphere.

Barbara Minton steps down, leaves two workshops in place for next year

BY BARBARA MINTON

The last workshop of the 2019 year was held in October, presented by Colleen Blackwood who taught two different patterns to 15 ladies from our Guild. We had a great time and hopefully you will be able to see some of them at the March Show.

Cheryl Garrison will be the Workshop Coordinator for next year.

We have contracts signed for 2020 workshops with both Velda Newman and Kathy McNeil. Velda will give lectures at our May meetings and have a 2-day workshop on the following Tuesday and Wednesday (May 19-20 / subject TBD)). Kathy McNeil will give us lectures at our September meetings. Between meetings, she will have a 3-hour workshop and on Tuesday, Sept 21, she will give us a 6-hour workshop (Subject TBD).

Thank you for a great 2 years as workshop Coordinator.



Watch for registration information for TCQG workshops by Velda Newman (whose work is on the left) and Kathy McNeil (on the right).

White Bluffs News:

Creativity welcome

White Bluffs Quilt Museum is establishing an exhibits committee whose primary responsibility will be setting up and taking down each exhibit. The changes will be made on a Sunday and/or Monday, generally four times a year, so visitors will always see a complete exhibit. Working with the museum curators, this committee will collect the materials, set up the display and will make informational tags as part of the exhibit. If you would like to join, please contact Laurel Grove at lkgprs@hal-pc.org.

Volunteers needed!

- **Grant Writer:** Contact Jenny Treadway at virginiatreadway1174@gmail.com.
- **Staffing:** Need to get out of the house once in a while? Volunteer to work 3-hour shifts at White Bluffs. Contact Jo Matthias, swede22nd@aol.com and find out how fun and easy it can be to spend a few hours at the museum.

CLASSES & EVENTS SCHEDULED

(AT WHITE BLUFFS)

NOVEMBER 9 — noon

Tree Ornaments Workshop, including an origami star. materials provided for participants. (Bring \$5 donation for soup lunch!)

THROUGH NOV 30

Log Cabin Quilts - Over the Ages

This collection will be on display through the end of November.

Come see these extremely beautiful, unique and infinitely versatile quilts

SUNDAY, DECEMBER 8

**Christmas Party & Annual Membership Meeting
1-3 pm**

Also featured will be discussions of White Bluffs activities and upcoming classes.

The museum will be full of gift items for purchase, refreshments, gift bags, and the raffle drawing for the Babylock 'Aria' sewing machine. (Tickets will be available at the November am and pm meetings)

We will also have materials available to make origami ornaments.



Hours: Tues - Sat 10 am - 4 pm

Details: whitebluffscenter.org

December meetings change location, include celebration

Instead of taking weekend time for our annual Guild gathering (we're busy; venues are booked), we will meet on our usual third Monday — Dec 16 — but move from Hillspring (which hosts their Live Nativity) to the Richland Library.

And we'll return to our traditional

Keep times for potlucks, potholders

potluck but concentrate on brunch foods in the AM and appetizers in the PM. At both sessions, we will eat first, then meet: approving the budget is always on the agenda, so the Treasurer's Report takes precedence. But other Board officers and committee chairs will look back over the year also — it has been busy!

Because we have the full day booked at the library, we have a plan for the afternoon as well: we'll resurrect the Bee-Tween sewing session to increase

our stock of potholders to sell at the quilt show (they are always popular with our customers). If you can hang around after the AM meeting or come early to the PM meeting, bring your sewing machine and UFOs or scraps or holiday or novelty fabrics; Cathy Jackson will be there with squares of InsulBright.

CAN YOU HELP?

- Starting now: Carol Capelle is collecting photos from friendship groups. See her article.
- Starting now: Laurel Sutton is recruiting a committee to organize plates, napkins, cups, ware, maybe token table decorations. There is some budget.
- 9:30 am and 8 pm Monday, Dec 16: Laurel Sutton is recruiting furniture movers. We'll need to move tables and chairs at the library, but it's all on wheels. Contact Laurel,



Sharing Community Thank You's:

Dear Tri-Cities Quilters' Guild,

Thank you, so very much, for your generous donation of the beautiful quilts the Tri-Cities Cancer Center greatly values contributions from our community. Your support is making a difference in the lives of cancer patients and their families.

~ The Tri-Cities Cancer Center Staff

Dear TC Quilters Guild Members,

Thank you so much for your time and efforts in making quilts for our clients & children need. Nothing provides comfort & sense of security quite like a blanket or quilt to cuddle up with when everything around you is changing. Our clients truly appreciate the wonderful gifts you provide.

~ Domestic Violence Services


COMMUNITY SERVICE BLOCK

Piece Bingo Blocks and play for prizes at November meetings

Once again, the Community Service Committee has engineered a devious way to solicit blocks for quilts: follow their directions below to make a 10" finished fabric bingo "card" (or two or three or four/however many you think you can play), then play for prizes; the collected blocks will appear next year in comfort quilts for the community. Beans will be provided, or bring your own markers.

You will need: 25 2.5" squares: 5 red, 5 blue, 5 green, 5 yellow or orange, and 4 pink or purple (these will be your center row with a black free square in the middle). Outer columns (i.e "B" "I" "G" and "O") can be in any order.

Here's the catch: each column must include only ONE of the following fabric types: batik, floral, geometric, heart, leaf, metallic, holiday, novelty, paisley, plaid, solid, star, polka dot. You CANNOT DUPLICATE within a column. The caller will say "Green dot" or "Pink/Purple floral," etc..





Who needs a plan?
 Make it Modern — and improvisational
 and random . . . and asymmetrical!

Cheryl Sunderland (above) explains the story behind this quilt called “The Dining Room” that won a President’s Award and lots of attention at the Quilt Show show last year. The quilt was inspired by a photo of a room on the page of a magazine; each person in the group took on an object to represent in fabric. Cheryl, Dana Pearson (above center) and Aicha Bourouh are among the 20 or so members in MiM who gather regularly to create, share, and explore the world of improvisational piecing. Geneva Carroll (at right) gave an overview of modern quilting, which is usually characterized by bold, high contrast combinations and plays with negative space, asymmetry, randomness, textures, storytelling, and unusual takes on traditional patterns. It’s a liberating, artistic style that may be perfect for those who want to break away from the mathematical exactness of traditional piecing.



Printing & Advertising Information for Quilter’s Press

- **Quilter’s Press:** published six times per year by the Tri-City Quilter’s Guild, PO Box 215, Richland, WA 99352
- **Subscription:** (6 issues/year) \$10.50 per calendar year, or included in the annual membership dues.
- **Send to Editor (in writing):** your comments, information, articles, announcements. Future events for all quilt groups published free of charge. Editor: Carol O’Callaghan 509-289-9065 oc.carol@gmail.com
Items will be used as space permits.
- **Advertisements:** TCQG members receive one free personal advertisement (business card size) per year. Business Advertisements: quilt-related shops, fabric shops, and persons who operate a home-based quilt related business. Rates are listed at right. Display ads should be camera ready.
- **Deadline for Newsletter Input:** 15th of February, April, June, August, October, and December.

Quilter’s Press Advertising Rates Per Issue

| | |
|----------------------|---|
| Business Card | \$10 non-members — \$5 for members |
| Classified | \$1 per line - \$5 minimum (same for members) |
| Quarter Page | \$20 non members — \$10 for members |
| Half Page | \$40 non-members — \$20 for members |
| Full Page | \$80 non-members — \$40 for members |

TCQG members may place one free business card size ad per year.



FOR SALE

Baby Lock Jazz II Model BLMJZ
with 24" x 24" Sew Steady
Extender Table
(barely used; not enough room in studio)
\$600 or best offer (MSRP \$1299 + \$139)
Deb Snider, 509.396.7282

APQS Ultimate I longarm with 14 ft
industrial frame and 24 inch throat.
This is a workhorse machine with no
bells and whistles. Many new parts in
the past year and will last many more
years. Hundreds of pre wound bobbins
and a bunch of pantographs. \$2500
Contact Kathy Billow 509-554-8981

Sewing & Stitchery
e-x-p-o

Puyallup, WA
February 28 & 29, 2020

- Fun time with fellow sewers
- Transportation provided
- Two people to a room
- Take advantage of nationally recognized sewing educators
- See the latest products

Great opportunity for fun and sharing!

Call Kristi Ruth Ellis 509-943-2371
or Pauline Sheldon 509-547-4379
for more information
sewexpo.com

"SEWING & STITCHERY EXPO 2020" REGISTRATION FORM

Must be postmarked by January 30, 2020 for \$165 rate. (Based on double occupancy).

NAME _____ Male Female

ADDRESS _____

CITY _____ STATE _____ ZIP _____

PHONE _____ EMAIL _____ AMOUNT ENCLOSED _____

ROOMMATE PREFERENCE (NAME) _____

ALL ROOMS ARE NON-SMOKING

Make check payable to:
Clothing & Textile Advisors (CTA)

Please mail to: **EXPO Bus Trip**
% Pauline Sheldon
5 Apeldorn Court
Pasco, WA 99301

We think WE have UFOs? Samuel Taylor Coleridge has us beat! "He had a habit of starting enormous projects that he could not then finish, including a 1,400-page work of geography, a two-volume history of English prose, a translation of Faust, a musical about Adam and Eve, a history of logic, a history of German metaphysics, a study of witchcraft, and an encyclopedia."

— (from Garrison Keillor's *Writer's Almanac*)



Help Wanted
to fill
these positions

AM and PM barristas:
Arrive early and plug in
the coffee pot.

Co-chair for the quilt
show: Work with
Geneva Carroll for 2021,
then take the lead in 2022.

Deputy Treasurer for
AM meetings: Sit at
the membership table,
collect money items for
delivery to Trista Selph
at PM meetings. No
math involved.

Properties manager:
Keep track of Guild
possessions stored in
Richland across from
Fred Meyer; coordinate
with Quilt Show, Silent
Auction, Workshop,
Publicity, Raffle people.

Quilt Show Registrar:
Monitor entries
that come in online,
proofread, edit, prepare
spreadsheets for
program book, print
hang tags. Start in
January, end in March.

Education, Member
Services, Community
Service, Communication,
Quilt Show committees
always welcome input
and assistance. Got
a good idea? Help
us improve our
organization!



Membership Application
Membership Year: January 1 – December 31

Dues: \$20 / year or for all new members
\$25 for renewals received or postmarked after December 31

| | | | |
|--|---|-------------------------------|-----|
| Name | | Birthday (Month and Day Only) | |
| Street Address | | | |
| City | | State | Zip |
| Phone () | Email (used only to share important Guild information only) | | |
| Snowbird Address: | | | |
| Start and End Dates: | | | |
| <input type="checkbox"/> New Member <input type="checkbox"/> Membership Renewal Electronic Newsletter (Y/N) By selecting yes this saves on postage cost, thank you! | | | |
| Signature: | | Date: | |
| Dues are payable to: TCQG. Please mail this form with payment to TCQG, c/o Treasurer, PO Box 215 Richland WA 99352 | | | |

The Tri-City Quilters' Guild is a nonprofit organization organized for educational purposes within the meaning of Section 501c(3) of the Internal Revenue Code. Members are encouraged to serve actively on at least one committee each year and to participate in the annual quilt raffle and quilt show. Below, please check any activity in which you are willing to participate.



As a member, I would like to ...

- _____ 1. Help in any way I can. Please let me know what is needed.
- _____ 2. Chair or co-chair a TCQG committee. (Examples: raffle quilt, workshops, retreat, publicity, membership, etc.)
- _____ 3. Chair or co-chair a Quilt Show committee (examples: door prizes, Hoffman challenge, merchant mall, etc.)
- _____ 4. Work during the quilt show
- _____ 5. Sell raffle quilt tickets
- _____ 6. Serve as a TCQG officer
- _____ 7. Teach a half- or full-day class (please specify) _____
- _____ 8. Give a program at a TCQG meeting (please specify) _____
- _____ 9. Make phone calls
- _____ 10. Other (please specify) _____

| | | | |
|------------------------|-------------------------|---------------|-------------------|
| FOR GUILD USE ONLY | | | |
| Dues Received \$ _____ | Receipt # _____ | Check # _____ | Received by _____ |
| Card Delivered _____ | New Member Packet _____ | 1/11/16 | |



Local Shops

CRAFT WAREHOUSE

7411 W Canal Drive, Kennewick, WA
509-783-9663
10% discount on one item per visit - show your card

DISCOUNT VAC, SEW & FABRICS

119 W 1st Ave, Kennewick, WA
509-586-1680
www.discountvacandsewwa.com
10% discount to TCQG members n regularly priced fabric

FABRIC 108

5215 W Clearwater Ave, Suite 105, Kennewick, WA
509-586-0108
Email: fabric108@yahoo.com
www.fabric108.com

HONEY BEE QUILTING

713-A 9th St, Benton City, WA
509-578-4715

JANEAN'S BERNINA

6303 Burden Blvd in Pasco
509-544-7888
www.janeansbernina.com

JOANN FABRICS

751 N Columbia Center Blvd, Kennewick
509-736-0970

QUILTANIA

1442 Jadwin Ave, Richland
509-946-7467 (PINS)
Email: quiltmania@verizon.net
15% discount to TCQG members on fabric and notions

SANDY'S FABRICS AND MACHINES

24 N Benton, Kennewick
509-585-4739 (ISEW)

THE SEWING BASKET & GIFTS

1108 Wine Country Road, Prosser, WA
509-786-7367
10% discount to TCQG members

Candy Crandall • Longarm Quilter
Candy's Quilts & Things



509-531-8550
68403 NSR 225
Benton City, WA
candysquiltsandthings@gmail.com



Susan Engelking
(509) 578-4715
engelking20009@aol.com

Custom Machine Quilting

Open Tues - Sat 10am - 4pm
713-A 9th Street
Benton City, WA 99320

Fabrics • Quilting Supplies • Classes

Curly Q Quilting



- Bed Quilts
- Wall Quilts
- Yardage for Bags, Clothing etc
- Basting for Hand Embroidery

Hand-Guided Longarm Quilting
Joanie Jensen
509-531-9651



Miss Daisy Quilting

Custom free-motion and hand-guided longarm quilting services

Jodi Hassell
(509) 378.2586
missdaisyquilting@gmail.com
www.facebook.com/missdaisyquilting

15% off the quilting of your first quilt.

Put your business card in the newsletter free one month each year. Beyond one month is \$5/month, so 1 year = only \$25.

SHOP LOCAL • THANKS!



Project Linus

*Providing Security
Through Blankets*

THURSDAY, NOV 14 10 am – 4 pm

Quilting at the Library
Richland Public Library
955 Northgate Dr, Richland

SATURDAY, DEC 7 10 am – 4 pm

Team Battelle/Workparty
Quinault Baptist Church
5400 W Canal Dr, Kennewick

THURSDAY, DEC 12 10 am – 4 pm

Quilting at the Library
Richland Public Library

SATURDAY, JAN 4 10 am – 4 pm

Team Battelle/Workparty
Quinault Baptist Church
5400 W Canal Dr, Kennewick

THURSDAY, JAN 9 10 am – 4 pm

Quilting at the Library
Richland Public Library



Info: Lois Pedersen 509 967-9062
timnlois4@gmail.com

www.projectlinus-tc.org

NOVEMBER

Debbie Bone-Harris
Cheryl Booth
Geneva Carroll
Tina Foley
DeeAnna Galbraith
Judy Gelhaus
Kate Giever
Marianne Goble
Kitty Neill
Flo O'Leary
Pam J Pelly
Roxie Ross
Sharon Schmidheiser
Virginia Treadway
Cyndy Underwood
Karyn Watson
Eleanor Weston

DECEMBER

Val Alderson
Barbara Atwell
Nansi Bainard
Marilyn Buck
Allison Edwards
Sandra J. Ferland
Susan Giddings
Janie Levanger
Joan Lund
Lisa McGee

Joan Merz
Jill Partridge
Sherry Partridge
Pamela Russell
Laura Sawyer

Charlotte Scott
Barbara Sherrill
Ellen Sly
Cindy Smoot
Debbie Welch



This quilt project is an excerpt from C&T
Publishing Poster Quilts with Patrick Lose.
(Pinterest)

~~~~~  
**If it is your Birthday Month, please bring treats to share at the meetings.  
Thank you!**  
~~~~~

GUILD FABRIC CLOSET

Need fabric or batting to complete
a Guild project? Decluttering the
sewing area? Check out the Closet!
Fabric donations are welcome.

Kathy Kaser-Nichols' office
229 N Fruitland, Kennewick
509-586-7335



NOVEMBER

Second Monday Board Meeting 11/11

6:30 pm

White Bluff's Museum
294 Torbett Street, Richland
(All members are welcome.)

Third Monday AM Meeting 11/18

10 am Social Time & Refreshments

10:30 am Meeting & Program

Hillspring Church 1153 Gage Blvd, Richland

Third Monday PM Meeting 11/18

6:30 pm Social Time & Refreshments

7 pm Meeting & Program

Hillspring Church 1153 Gage Blvd, Richland



Detail of "Oh Let it be Fall," a wall quilt by Jodi Hassell, who used machine applique and hand embellishment. It was one of her first free motion quilted pieces. (Design by Scraps of Time.)

DECEMBER

Second Monday Board Meeting 12/9

6:30 pm

White Bluff's Museum
294 Torbett Street, Richland
(All members are welcome.)

ANNUAL BUSINESS MEETING AND POTLUCK 12/16

**NOTE: AM & PM Potlucks are both at
the Richland Library. Info page ____**

10 am -10:30 Social Time

10:30 Brunch Potluck followed by meeting

6:30 pm Social Time

7 pm Appetizer Potluck followed by meeting