



## ■ Sept & Oct programs

September meetings (both am & pm) are a lecture and trunk show by Brigitte Okamoto. Brigitte is a Laura Heine Certified Instructor.



MIM project

Brigitte is scheduled to give a workshop Sept 17-19. The class is full.

Buckle your seatbelts for October's program, presented by the Guild's sassy, flashy, in-their-own-classy Make it

Modern friendship group. For more on this program, see page 5.

## ■ Stars are aligning

We hope that you have had a wonderful summer filled with fun adventures.

The stars are beginning to align for our 2020 quilt show. We have our date set March 20-21, 2020. Our featured guest artist Teresa Silva will officially be joining us. (See page 3.)

Our first quilt show committee meeting is set for Saturday, Sept. 7 at 9 am at White Bluffs Quilt Museum. Please come if you are in charge of any of the jobs for the quilt show or if you are interested in helping head up one of the many moving parts of the quilt show machine. Many hands make light work.

We are excited to see what you are all working on for our show.

Remember the Skinny Quilt Challenge and if you want to help we are making sets of potholders to sell at our show. — Candy Crandall

## Sewists can strengthen social fabric

It's time for the Guild to put together its slate of officers for next year. Thankfully, it is a process far different from the national political circus. No campaigning here. No tweeting. No toxic rhetoric. It is probably because we are a small body of like-minded folks, and we have the physical reality of fabric and thread in common.

On many occasions, our conversation is conscientiously limited to fabric and thread; national issues hardly ever come up: political discussion is politely thwarted. I'm not sure that "not going there" is a positive thing. Agreeing to disagree seems just to deepen division. We should not be afraid to express deep concerns to our closest friends. I'd like to think that the good will we share can help us sort through some of the verbiage the mass media throws at us.

When we talk, we should remember that words are not things (even though some of them are heavily weighted with positive or negative connotations). "Just saying" is just that: sound waves in the air. Generalities, inferences, opinions, and judgments all need to come back down to earth. We need to trace those utterances to their origins in verifiable physical realities. Like fabric.

Katie Pedersen believes "Thread is the best glue." I take her to mean that sewists share strong bonds. Because of that, I believe that sewists might be able to mend our social fabric. If we can take our language apart, we can put trust and cooperation back together.

— Laurel

### President's Message



Laurel Sutton  
2019 Guild President

## Late fee adopted to encourage on-time renewals

It might seem early to be collecting dues for 2020, but time flies when you're having fun.

Getting all the dues collected *before* the membership year begins on Jan 1, 2020, will help our treasurer have fun, too.

For years the board has sympathized with treasurers who volunteer willingly for a complicated and time-consuming job. The rules of bookkeeping cannot be changed, but the pace of the revenue stream can: we know there is a lot of money changing hands between January

### New early habit can really help


and May because of the quilt show; if renewals can be deposited before January, the pressure on the treasurer can be somewhat eased.

To that end, the board has approved a \$5 penalty for late renewals beginning Jan 1, 2020. Members can pay in person at meetings or by mail; as long as envelopes are postmarked Dec 31, 2019, the dues are still only \$20. After that, renewals are \$25. At this time, no increase in dues is planned for next year, dues are expected to stay \$20.

New members (only) in 2020 will pay the base fee of \$20.

# Inside this issue

President's Message .....1  
 September Program .....1  
 Membership Late Fee Implemented ....1  
 Message from Quilt Show Chair. ....1  
 Briefs .....2  
 Board and Who to Contact .....2  
 Show Guest Artist & Member Artist ....3  
 Newsletter Block .....4  
 Fiber Fest Classes/Events Schedule ...5  
 Make It Modern & October Program ...6  
 Show Advertising Form .....7  
 CS November Bingo Plans! .....9  
 Local Shops .....10  
 Blackwood Workshop .....11  
 Project Linus Dates .....12  
 Birthdays .....12  
 Sept & Oct Meeting Dates. ....13



Send corrections, ideas, and feedback to Carol O'Callaghan at [oc.carol@gmail.com](mailto:oc.carol@gmail.com). Photos of your events or special quilting moments are welcome and can help make the newsletter a shared space for our guild community.

## Threads and Notions

### ■ SewExpo reminder

Feb 28-29 2020 is the CTAW annual bus trip to the Puyallup SewExpo. An information and registration form will be in the Nov/Dec newsletter.

After Oct 15, you can call Kristi Ruth Ellis 509-943-2371 or Pauline Sheldon 509-547-4379 for more information.

### ■ Try volunteering!

Volunteers are needed to serve on the following committees:

- Education
- Community Service
- Member Services
- Communication.
- An ally for Jean Zoet, who will serve as liaison to Allied Arts' Gallery in the Park for our January 2020 show & sale.
- A person or persons to make or donate a splendidiferous quilt for the 2021 raffle.
- A person to verify mailing addresses of quilt stores that receive show publicity.

To volunteer, make contact at a meeting or call Laurel Sutton 509-420-4322 or Carol O'Callaghan 509-289-9065. No experience? No problem — we'll train you, and we're patient!

### ■ Jenny Doan Alert

Fans of Jenny Doan take note! TCQG has chartered a bus on Saturday, Nov 16, for a quick trip to Coeur d'Alene, where Jenny Doan will host a trunk show and her company Missouri Star will stock a pop-up shop.

During a time of dicey weather, members can devote a worry-free day to quilt chatter and eye candy.

Tickets to the lecture must be bought individually via the Missouri Star website [www.missouriquiltco.com/msqc/events](http://www.missouriquiltco.com/msqc/events). Taxes bring the cost to \$84.75. If you register before Oct 1, you will receive a T-shirt and swag bag.



Bus fare is \$35. The bus will leave at 9 am from the Federal Building in Richland. Water will be provided, but trippers will need to pack their own lunch. Restroom stops are planned, but otherwise it's a no-frills itinerary without side trips.

Jo Matthias is the tour guide. Sign up with her (509-851-3277) then send your check to the Treasurer: TCQG, PO Box 215, Richland, WA 99352.

## WHO DO I CONTACT?

<b>Community Service</b>	Cyndy Underwood
<b>Web Site Editor</b>	Karen Brun
<b>Communications Programs</b>	Jean Keaveney Jo Matthias and Shirley Lacey
<b>Library AM</b>	Sharon Clement
<b>Library PM</b>	Jo Matthias
<b>Workshops</b>	Barbara Minton
<b>Retreats</b>	Ginny Coffman
<b>Quilt Show Chair</b>	Candy Crandall
<b>Show Co-Chair</b>	Geneva Carroll
<b>Membership</b>	Ardith Eakin
<b>Friendship Groups</b>	Rena Christensen
<b>Sunshine</b>	Sandy Moroney
<b>Facebook</b>	Dianne Cramer
<b>Newsletter</b>	Ginny Hildreth Carol O'Callaghan



## EXECUTIVE BOARD & CHAIRPERSONS

### OFFICERS

Each officer has 1 vote;

President only votes to break a tie

<b>President</b>	Laurel Sutton
<b>Treasurer</b>	Jean Zoet
<b>VP AM</b>	Mark Palmer
<b>VP PM</b>	Louise Peterson
<b>Guild Secretary</b>	Nancy Green

[www.tcquilters.org](http://www.tcquilters.org)

[facebook.com/tcquilters.org](https://facebook.com/tcquilters.org)

## It's official — meet the 2020 show artists:



### Member Artist Dana Pearson

"The artists nominated this year are very talented, I feel so honored to be selected as next year's Member Featured Artist. I'm excited to get to share my work with you and my aim is to inspire and encourage you all to be fearless in your quilting. This year I'm pursuing a new and exciting (and maybe a little bit scary) avenue to quilting: teaching a class on machine quilting. I hope you'll join me on my journey to grow courage in quilting. Learn a new technique. Take a class. Try a new colorway. Make time for hard quilts. Make easy quilts. Give quilts away. Keep some quilts for you. Make quilting mistakes and learn from them. Then see advice above on giving quilts away. Tell the person in your head to be nice to you, it's hard to be creative when someone is 'dissing on you. Make time for quilting every day. Celebrate quilting. Thank you for your nomination and let's get busy making more quilts!"




### Guest Artist, Yakima's Teresa Silva

"I've been a quilter for over 20 years and a self-taught longarm quilter for eight years. I live in Yakima with my husband and together we have two amazing sons. I have quilted thousands of quilts on my Innova Longarm machine and quilted for many well-known designers.

My work has been featured in many books and magazines and my book, *Longarm Quilting Workbook* was published in September of 2017, and is a great resource to the new quilter. I wrote my book with the perspective of what I wished was out there when I started my longarm quilting journey. I enjoy teaching others and sharing my passion of quilting."






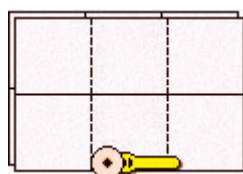
# Shooting Star

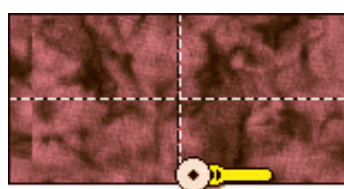
[think brown]

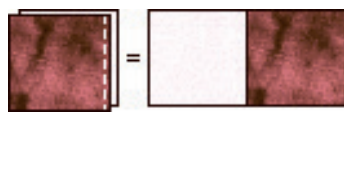
*I am continually amazed at the seemingly infinite variety of patterns you can get from rearranging squares and half-square triangles!*

**I don't think we've done a brown quilt yet, so let's concentrate on browns. You will receive a 7" strip of beige/tan color and you will need to provide a 3 1/2 x 14" and a 7 x 13" strip of brown accent fabric.**

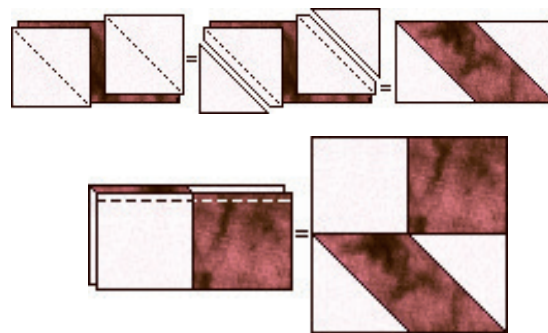
**1|** Start by cutting the brown 3-1/2" x 14" strip into four 3-1/2" squares. 

**2|** Cut the beige/tan color into two 7 x 10 1/2" rectangles. Stack them right side up and cut them into twelve 3-1/2" squares. 


**3|** Cut the brown 7 x 13" rectangle into four 3-1/2" x 6-1/2" rectangles. 

**4|** Sew pairs of brown and beige/tan squares right sides together using a 1/4" seam. Press to dark side. Make four units like this... 

**5|** To make the pieced rectangles, place a beige/tan atop a brown rectangle, right sides together and all edges aligned. On the back of the square draw in the diagonal, then draw a second line 1/2" to the outside of the first line (not shown). Sew on the two lines. Cut between the two lines and save the cut off piece to turn in with the block for a future project. Press the remainder towards the brown. Repeat this with another beige/tan square on the other end of the rectangle as shown in the diagram. Trim these back to be 3-1/2" x 6-1/2" if needed...



**6|** Now sew a square-pair to a rectangle unit in a 1/4" seam. Press seam to one side. Make four units like this.... Join the block's four quadrants and it's done! Measure your square. If it is not 12" x 12" then you may not be using a 1/4" seam allowance.



*Used with permission of Quilters Cache, www.quilterscache.com. Any modifications are purely the responsibility of the Tri-Cities Quilters' Guild.*

# FIBER FEST

BY THE FIBERFEST COMMITTEE

Join us as we celebrate the production of textiles from animal or plant to yarn, to fabric, to a completed product. In this way, we pay tribute to the weavers, quilters and textile artists throughout the ages, by using their drafts and patterns in new and inspiring ways.

The festival includes a multitude of demonstrations and events on Saturday, Oct 19, when live alpaca and sheep will be at the Museum along with many textile-related vendors. See displays of cotton, wool, flax, and fibers suitable for weaving or basketry. White Bluffs will exhibit some historic quilts from its archives and offer classes in traditional quilt and weaving patterns. A children's booth will feature demonstrations by and for children. The first 25 visitors will receive "goodie bags."

Dorothy Mucha, a weaver with 30 years experience, will speak at 11 am Saturday morning. Dorothy's presentation, "Cotton, From Seed to Cloth," will include audience participation, a cotton plant, spinning wheels and seeds.

On Friday Oct 18, White Bluffs will host a "Stash Sale" with fabric, yarns and "all things textile." Buy a raffle ticket for a Baby Lock Aria donated by Discount Vac & Sew in downtown Kennewick. The drawing will be in December.

Classes and hands-on educational programs for children and adults in weaving, sewing, knitting, crochet and other textile-related activities have taken place throughout the summer, and

## SUMMER'S EVENTS CULMINATE IN FESTIVAL OCT 19 AT WHITE BLUFFS MUSEUM



At the Festival, see beasts and critters from whose hair, hides and feathers, textiles have been plucked for millennia.

continue into October.

An additional activity has been the "Log Cabin Challenge." The Log Cabin quilt block, traditionally made with a red center, represents American log cabins which generally consisted of one room with a fireplace for cooking and heat. The red center square represents the fireplace, the heart of the home. Viewers can choose their favorite; a winner will be announced on Oct 19. (On display through Nov 30.)

*These programs have been made possible by the Benton County Historic Preservation Grant, City of Richland and Tri Cities Industry Kiwanis Foundation.*

## CLASSES & EVENTS SCHEDULED

### (At White Bluffs)

Tablet Weaving Demonstration  
Friday, September 6, 1-3

•••

Paper Piecing, the Easy Way  
Friday, September 13, 1-3

•••

Quilt Binding demonstration  
Saturday, September 14, 12:00

•••

Curvey Little Neck Bag  
Friday, September 20, 1-3

•••

Disappearing 9-Patch  
Friday, September 27, 10-12 noon

•••

Fiber Fest Reception  
Join us for "Tea and Textiles"  
Saturday, October 12, 12 Noon

•••

Alcohol Inks  
Sunday, October 13th, 1-3pm

•••

STASH SALE  
Fabric, Yarns, Craft items  
Friday, October 18, 10-3

•••

FIBER FEST AT WHITE BLUFFS  
Saturday, Oct 19, 2019  
10 am doors open to the public

•••

Critters in the parking lot 10-3  
(wool bearing, sheep, alpaca, etc)

•••

11 am - Speaker: Dorothy Mucha  
"Cotton, from seed to cloth"  
an interactive discussion

•••

1 pm - Demonstration  
Joan Pederson, Fabric Origami

•••

1:30 pm - Demonstration  
Jean Zoet, Painting on Fabric

•••

2 pm - Demonstration  
Marcia Keefer, Basket Weaving

•••

2:30 pm - Log Cabin Challenge  
winners announced

Details: [whitebluffscenter.org](http://whitebluffscenter.org)

Stop by (Tues through Sat 10-4)  
or contact White Bluffs for details  
about classes and to register. Class  
sizes are limited and fees or supplies  
may be required.

294 Torbett Street, Richland  
(509) 943-2552  
[www.whitebluffscenter.org](http://www.whitebluffscenter.org)

Elaine Brouillard will demonstrate several ways to bind a quilt at White Bluffs Museum Saturday, Sept 14 at noon. Like soup? Bring \$5 for lunch!

# Sewing mavericks inspire each other in Make It Modern friendship group

One of the repercussions of the 2013 road show by Ricky Tims and Alex Anderson was Dana Pearson's wish for a "modern" small group. That wish has come true – in spades: the Make It Modern roster contains 20 names, and it is still growing. Even so, travel, appointments, illness, and amnesia allow Cheryl Sunderland's living room to accommodate monthly show/tell/share sessions.

In their efforts to define and describe what makes a quilt modern, the group has designed some collaborative activities for itself. The first took more than a year to run its course: each member chose a fabric and shared it out with instructions to add a fabric of choice to create a block (sometimes colors, sizes, and techniques were stipulated); when the blocks came in, their owners attempted to set them in "modern" shapes and quilt them with "modern" lines.

Other collaborative activities have involved road trips and "sewcial." One was dedicated to monochromatic/mostly log cabin-style blocks; another ended with a variety of "impressions" of parts of a photo — a high-end library/dining room from a shelter magazine. The most recent, led by Karen Brun, who took a class at Sisters with Karla Anderson, involved experiments with freezer paper piecing and an oval ruler to end up with wonky New York beauty blocks.

Inquiring minds have been attracted to the group. In addition to the usual collegiality and

Group will share discoveries in October program



(Left to right) Karen Brun, Jan Greenwell, and Dana Pearson work on an improvisational group quilt. Make It Modern "likes to take traditional blocks or ideas and put a modern spin on them," says Karen.

camaraderie, Make It Modern offers something "interesting and different." One member, who confesses to being "older than dirt," says, "It's how you stay young." The novice quilters in the group appreciate the lack of quilt police. Dana believes the modern movement is forgiving and freeing.

Geneva Carroll has summed and totaled these experiences and added the results of her own research for a presentation that will be illustrated with a trunk show by members at the Guild meeting in October.



Geneva Carroll has sewn the first two segments together.

Please help us pay for our 2020 show program by asking those businesses you frequent if they'd like to be in the program next year. Programs end up in about 1,500 households, full of folks who not only sew, but eat food, drink coffee, garden, get hair cuts, send flowers, and do all kind of other things in our local businesses.

On the following page you will find an advertising submission form that you can print or detach from your printed newsletter and take to your businesses of choice.

Thanks so much for your help! Go team!





Tri City Quilters' Guild • 36th Annual Quilt Show March 20-21, 2020  
 Three Rivers Convention Center, Kennewick, WA

### Application to Advertise in 2020 Show Program

The show program will be provided to our 1,800 show attendees. Your advertisement will reach those individuals who love art, quilting and needlework and who live and work in your community, as well as out of town visitors. Show program advertisements are a cost-effective way to share your business capabilities with patrons of fabric arts and their families. The program is 5.5" x 8.5" with over 40 pages, and saddle stitched with a full color keepsake cover featuring the work of our guest artist Teresa Silva (Yakima) and member artist (to be determined). Past experience has shown that including a coupon can encourage attendees to save and explore their booklets well after it the show is over.

Business Name		
Contact Name		Phone
Street	Email	
City	State	ZIP
Website		

Description	Price	Enclosed <i>(checks only)</i>
Full-page Color 4.5" x 7.5" outside back cover	\$225	
Full-page Color 4.5" x 7.5" inside front or back cover	\$200	<b>INSIDE FRONT COVER SOLD</b>
Full-page BW 4.5" x 7.5" within the program booklet	\$150	
Half-page BW 4.5" x 3.75" within the program booklet	\$85	
Quarter-page BW 4.5" x 2" within the program booklet	\$50	

Total Enclosed \_\_\_\_\_

#### IMPORTANT INFORMATION

- To ensure the best quality, please submit your logo, desired content, or completed ad electronically to [oc.carol@gmail.com](mailto:oc.carol@gmail.com). If mailing ad content, please send flat and do not fold to Carol O'Callaghan, 9903 Coronado Dr, Pasco WA 99301. If desired, a display ad can be created for you at no cost (contact Carol 509-289-9065). Checks should be mailed to the treasurer, however, see below.
- Electronic ad copy may be sent electronically; however your ad cannot be included unless payment is received by Feb 10, 2020.
- Tri-City Quilters' Guild will handle requests for advertising on a first-come-first-served basis and will not be responsible for misdirected entries.
- Questions? Contact Carol O'Callaghan at [oc.carol@gmail.com](mailto:oc.carol@gmail.com) or 509-289-9065 **OR** Kathy Staly at [kathystaly@yahoo.com](mailto:kathystaly@yahoo.com).

Advertising submission/payment deadline — Feb 10, 2020

Checks payable and mailed to:

TCQG

PO Box 215

Richland, WA 99352

*Thank you!*

Cindy Underwood wanted to share this special note:

# Thank You!

Thank you!  
you are  
appreciated!  
-Anna

We appreciate  
your  
thoughtfulness!  
-Desiree

-Chrissy Law  
Thank you for all  
your loving work in  
your quilts!  
-Denise



Thank you for all that you do  
for our victims! you are a  
part of their healing  
process! -Maricela ♥

Thank you for  
all that you  
do! -gaby

Thank you all for  
your kindness & generosity  
-Mitzi

## Tri-City Quilter's Guild

Thank you for your continued donations of quilts to SARC. It is so nice to have something comforting for kids to take home with them. Your blankets bring smiles to their faces, which warms our hearts. Thank you for caring so much about children in our community.

Thank you  
for your support!  
we appreciate you!  
-maria



We appreciate your  
support!  
-ROSSINA ♥

Thank You!  
You All are Amazing! with  
-Tina

Thank you for using  
your beautiful talent  
for our kids -  
sherrie



# CS group plans fabric swap in September for bingo in November

We are well on our way to another bumper crop of comfort quilts. In appreciation for the efforts of all, the CS tribe has planned an evening of entertainment for its second program of the year. Imagine our meeting space as a Quilt Guild Bingo Parlor — cut-throat competition complete

with prizes donated by local shops. . . .

To participate and possibly feel the thrill of victory or the agony of defeat, you must piece at least one bingo card: a 10.5” block built of 2.5” squares set in 5 columns and 5 rows. You’ll need a variety of colors and a variety of designs

to follow this formula (first published in *Fons & Porter’s Love of Quilting*, Sept/Oct 2006, available online at [www.quiltingcompany.com/quilt-guild-bingo](http://www.quiltingcompany.com/quilt-guild-bingo).

The middle column will be pink and/or purple; its middle/free square will be black. Other columns — you choose the order — will be green, blue, red, and yellow and/or orange.

Within each column you can choose (but do not duplicate) batik, floral, geometric,

heart, leaf, metallic, holiday, novelty, paisley, plaid, solid, star, polka dot. (The caller will say “red holiday” or “blue plaid.”)

If your stash is long on any color or category, bring some bits you are willing to share. Scraps from the Closet will be available also. If your stash is short of any color or category, you

can go home with a better variety — perhaps the very square that will make you a winner!



## Fun Fact: Origin of “Bombast”

**Bombast:** noun | **BAHM-bast**

**DEFINITION:** pretentious inflated speech or writing

The original meaning of bombast in English was “cotton or other material used as padding or stuffing.” It is derived through Anglo-French *bombés* or *bombace*, from a Medieval Latin word meaning “cotton plant, cotton fiber or wadding.” *Bombax* was once thought to be a corruption of *bombyx*, a Latin (and ultimately Greek) word that means “silkworm” or “silk.”

It turns out, however, that *bombast’s* origins are more direct and unassuming: the Latin *bombax* is not a product of the silky *bombyx* but was borrowed from the Middle Greek *bámbax*, *pámbax*, which in turn probably traces back to the Middle Persian *pambak* (“cotton”).

**Bombast is no longer used in the sense of cotton padding or stuffing, but the word has been retained in modern English in a figurative sense referring to speech or writing that is stuffed or padded with pretense and unnecessary verbiage.**

PAID ADVERTISEMENT



**Burlap & Barbwire**

KRISTINA BERGER & HEATHER BERRY

18. BURLAP & BARBWIRE | INSTA: @BURLAPANDBARBWIRE | BURLAPBW@GMAIL.COM

**B**urlap & Barbwire, a small woman-owned and operated business based in Western Montana, specializes in wood that’s hand cut, stained and assembled into stunning barn quilt blocks. Phyllis Maynard’s daughter is part owner. Any orders placed before Nov 13 can be picked up in the Tri-City area after Thanksgiving with no shipping fees. To see design options, colors and prices, check us out on Facebook and Instagram or email us today. [burlapbw@gmail.com](mailto:burlapbw@gmail.com)



## Printing & Advertising Information for Quilter’s Press

- **Quilter’s Press:** published six times per year by the Tri-City Quilter’s Guild, PO Box 215, Richland, WA 99352
- **Subscription:** (6 issues/year) \$10.50 per calendar year, or included in the annual membership dues.
- **Send to Editor (in writing):** your comments, information, articles, announcements. Future events for all quilt groups published free of charge. Editor: Carol O’Callaghan 509-289-9065 [oc.carol@gmail.com](mailto:oc.carol@gmail.com)  
*Items will be used as space permits.*
- **Advertisements:** TCQG members receive one free personal advertisement (business card size) per year. Business Advertisements: quilt-related shops, fabric shops, and persons who operate a home-based quilt related business. Rates are listed at right. Display ads should be camera ready.
- **Deadline for Newsletter Input:** 15th of February, April, June, August, October, and December.

### Quilter’s Press Advertising Rates Per Issue

<b>Business Card</b>	\$10 non-members — \$5 for members
<b>Classified</b>	\$1 per line - \$5 minimum (same for members)
<b>Quarter Page</b>	\$20 non members — \$10 for members
<b>Half Page</b>	\$40 non-members — \$20 for members
<b>Full Page</b>	\$80 non-members — \$40 for members
TCQG members may place one free business card size ad per year.	



# Local Shops

## CRAFT WAREHOUSE

7411 W Canal Drive, Kennewick, WA  
509-783-9663  
10% discount on one item per visit - show your card

## DISCOUNT VAC, SEW & FABRICS

119 W 1st Ave, Kennewick, WA  
509-586-1680  
www.discountvacandsewwa.com  
10% discount to TCQG members n regularly priced fabric

## FABRIC 108

5215 W Clearwater Ave, Suite 105, Kennewick, WA  
509-586-0108  
Email: fabric108@yahoo.com  
www.fabric108.com

## HONEY BEE QUILTING

713-A 9th St, Benton City, WA  
509-578-4715

## JANEAN'S BERNINA

6303 Burden Blvd in Pasco  
509-544-7888  
www.janeansbernina.com

## JOANN FABRICS

751 N Columbia Center Blvd, Kennewick  
509-736-0970

## QUILTANIA

1442 Jadwin Ave, Richland  
509-946-7467 (PINS)  
Email: quiltmania@verizon.net  
15% discount to TCQG members on fabric and notions

## SANDY'S FABRICS AND MACHINES

24 N Benton, Kennewick  
509-585-4739 (ISEW)

## THE SEWING BASKET & GIFTS

1108 Wine Country Road, Prosser, WA  
509-786-7367  
10% discount to TCQG members

Candy Crandall • Longarm Quilter  
*Candy's Quilts & Things*



509-531-8550  
68403 NSR 225  
Benton City, WA  
candysquiltsandthings@gmail.com



Susan Engelking  
(509) 578-4715  
engelking20009@aol.com

**Custom Machine Quilting**

Open Tues - Sat 10am - 4pm  
713-A 9th Street  
Benton City, WA 99320

**Fabrics • Quilting Supplies • Classes**

*Curly Q Quilting*



- Bed Quilts
- Wall Quilts
- Yardage for Bags, Clothing etc
- Basting for Hand Embroidery

Hand-Guided  
Longarm Quilting

Joanie Jensen  
509-531-9651

**AREA 51 QUILTING**

---

RENA CHRISTENSEN  
OWNER / QUILTER

34803 N Firewood Dr. Benton City, WA 99320  
480-242-1508  
awof1234@yahoo.com


Put your business card in the newsletter free one month each year. Beyond one month is \$5/month, so 1 year = only \$25.

**S H O P   L O C A L • T H A N K S !**

# Colleen Blackwood Class on Saturday, October 19, 2019

Colleen was the National featured Artist from our 2019 Quilt Show. She has agreed to teach another class for TCQG. You have a choice between two of her original patterns:

Out of Focus - 64" x 70"  
pattern cost \$8 →



Collision Course - 72" x 82"  
← pattern is a free hand out at class. Supply list will be e-mailed to people who sign up

Location: United Way Auditorium in Kennewick  
Date: Saturday, October 19 9am-4pm  
Cost: \$40 - send check or cash to TCQG Treasurer

✂ Questions?? Contact Barbara Minton at 509-392-1684 or [mintonba@hotmail.com](mailto:mintonba@hotmail.com)

**Colleen Blackwood Workshop** One-day workshop on Saturday October 19<sup>th</sup> ,2019 \$40 for class

Name \_\_\_\_\_

Phone No. \_\_\_\_\_

Email Address \_\_\_\_\_

**IMPORTANT:** Write e-mail address legibly as additional information and supply lists will be sent by e-mail

Street Address \_\_\_\_\_

City \_\_\_\_\_ State \_\_\_\_\_ Zip \_\_\_\_\_

Mail Registration along with check for \$40 amount payable to TCQG to:

TCQG-Treasurer  
PO Box 215  
Richland, WA 99352



## Project Linus

*Providing Security  
Through Blankets*

SATURDAY, Sept 7 10 am – 4 pm  
Team Battelle/Workparty  
Quinault Baptist Church  
5400 W Canal Dr, Kennewick

THURSDAY, Sept 12 10 am – 4 pm  
Quilting at the Library  
Richland Public Library  
955 Northgate Dr, Richland

SATURDAY, Oct 5 **CANCELLED**  
Team Battelle/Workparty  
Quinault Baptist Church

THURSDAY, Oct 10 10 am – 4 pm  
Quilting at the Library  
Richland Public Library

SATURDAY, Oct 19 10 am – 4 pm  
“Make a Blanket”  
Richland Public Library  
955 Northgate Dr, Richland

SATURDAY, Nov 2 10 am – 4 pm  
Team Battelle/Workparty  
Quinault Baptist Church



Info: Lois Pedersen 509 967-9062  
timnlois4@gmail.com

[www.projectlinus-tc.org](http://www.projectlinus-tc.org)

## SEPTEMBER

Jackie Brandt  
Betty Brooks  
Joyce Burke  
Candy Crandall  
Marti Cummings  
Ginny Dawson  
Marion Dowell  
Nancy Green  
Kathryn Kaser-Nichols  
Elaine Kutschkau  
Debbie Logan  
Marlene Martin  
Dawni McConnell  
Carolyn Monson  
Kristine Moore  
Patty Morehouse  
Sandra Moroney  
Joan Pedersen  
Terese Pratt  
Reba Rees  
Trista Self  
Pauline Sheldon  
Darlene Smith

Suzie Stacey  
Terri Stephens

Cheryl Sunderland  
Judy Urrutia



## OCTOBER

Juanita Alvarez  
Ceona Chitwood  
Cynda Clark  
Ardith Eakin  
Kristi Ruth Ellis  
Ethel Ferger  
Barbara Furlong  
Jeanne Halapoff  
Cheryl Heinemeyer

Cathy Jackson  
Cindy Jewell  
LaVerne Johnson  
Charlene Kroner  
Janet McFadden  
Annette Mullen  
Carol O'Callaghan  
Jeannine Ossman  
Leslie Peterson

Charlotte Reiten  
Kathy Rogers  
Brooklynn Saueressig  
Mary Shoop  
Kathy Staly  
Nancy Stansbury  
Linda Taylor  
Doreen Thompson  
Linda Weir

**If it is your Birthday Month, please bring treats to share at the meetings.  
Thank you!**

### GUILD FABRIC CLOSET

Need fabric or batting to complete a Guild project? Decluttering the sewing area? Check out the Closet!

Fabric donations are welcome.

Kathy Kaser-Nichols' office  
229 N Fruitland, Kennewick  
509-586-7335

PO Box 215, Dept. QP  
Richland, WA 99352

Return Service Requested

LET'S SELL THEM ALL!



Ask about checking out a bundle of 2020 quilt raffle tickets to sell at work, school, church and anywhere else you might find quilt lovers. (Detail of raffle quilt by John Clement)



## SEPTEMBER

### Second Monday Board Meeting 9/9

6:30 pm

White Bluff's Museum  
294 Torbett Street, Richland  
(All members are welcome.)

### Third Monday AM Meeting 9/16

10 am Social Time & Refreshments

10:30 am Meeting & Program

Hillspring Church 1153 Gage Blvd, Richland

### Third Monday PM Meeting 9/16

6:30 pm Social Time & Refreshments

7 pm Meeting & Program

Hillspring Church 1153 Gage Blvd, Richland



Jean Zoet's multi-fiber challenge quilt "Push Button Delight" from the 2019 show used wool circles embellished with buttons, yarn, fancy thread, beads, silk ribbon, floss and metallic threads.

## OCTOBER

### Second Monday Board Meeting 10/14

6:30 pm

White Bluff's Museum  
294 Torbett Street, Richland  
(All members are welcome.)

### Third Monday AM Meeting 10/21

10 am Social Time & Refreshments

10:30 am Meeting & Program

Hillspring Church 1153 Gage Blvd, Richland

### Third Monday PM Meeting 10/21

6:30 pm Social Time & Refreshments

7 pm Meeting & Program

Hillspring Church 1153 Gage Blvd, Richland