

■ TCQG/WB Libraries Merge

Clerical work is underway! Joan Pedersen spent much of her Christmas holiday weeding away duplicates and supervising the creation of a database that can be uploaded to both websites.

Books will mingle on the shelves; stamps and cards will differentiate between “owners.” Your membership in either Guild or Museum entitles you to borrow, which you can do beginning Saturday, Jan 2. The Museum will open Saturdays from 10-2 to sell Shop Hop passports (see pg 8) and Gift Shop merchandise, thru January for now.

Both the Museum and the Guild have acquired some of the same titles. **Duplicates and under-circulated books will be sold in the Museum Marketplace beginning Jan 2.**

“We will keep our library line item in the budget,” says Education Committee coordinator, Jo Matthias, “so we can purchase books and videos... current with quilt trends.”

The librarian will no longer need to carve out storage space in her home or heft a load of heavy books to meetings. Basically, it’s a purchasing agent position, working in sync with the Museum librarian.



Executive Expressions and Actions Take New Theme for 2021

New year, new photo. Well – *different* photo.

It dates from 2009, the year my brother browsed VRBO and found the house he once owned in Estes Park, CO! He rented it for the month of September and, as the family host with the most, invited everybody on his email list — kin, cousins, shirt-tail relatives, their siblings and offspring. A bunch of people cycled in and out, hiking, shopping, eating well and playing board games and cards.

My visit coincided with the big mystery dinner. He assigned me the part of a good-time-girl, so I had packed a blonde wig (luckily, stores were stocked for Halloween). The rhinestone studded sunglasses I found on the day’s hike to Cub Lake. So here I was, in character, at wine time, although I don’t need to pretend to like chardonnay.

Mike is better than I am at manufacturing memories. I am the observer and word-smith in the family. Both skills are important as the pandemic has forced us to *Scatter, Adjust, and Remember* (a 2013 book by Annalee Newitz that predicts a respiratory pandemic). In the last nine months we have become reluctantly adept at scattering and adjusting. In the new year, we should concentrate on remembering. We should pass on what we have seen and known and felt. We should tell our stories.

Our passion for quilting involves us in chronology. In process. In narrative. We all have tales to tell of quests for the right design, the right color, the right technique. Fabrics evoke memories of garments, occasions, patches in projects given as gifts. Designs have histories. And think of the stories embedded in random associations that the mind pursues while hands work.

As we create for the future — for happy marriages or healthy babies or holidays or for comfort during tough or painful episodes — we should share our stories.

PRESIDENT'S MESSAGE



Laurel Sutton
2021 Guild President

I don’t think the Guild has tolerated any other president for an unprecedented three years. So this will be my final keynote column. In 2019 I was all about Putting Things Together. Last year, for contrast, I proposed Taking Things Apart. Who knew how prophetic THAT would prove!

Telling Stories can’t possibly cause any trouble. It is the culmination of my conviction that many of us are too modest by far. Back in the days of

meetings and show & tell, I hungered for more telling. And when I was quilt show registrar, I telephoned exhibitors who left their descriptions blank and ghost wrote their captions. Last summer, newsletter articles about journaling by Jan Yancey and Cheryl Garrison sewed seeds of STORY. This summer, we’ll have a surprise project from Deb Snider.

And consider being president in 2022! We’ll help guide you if needed.

~ Laurel

Inside this issue

President's Message 1
 TCQG & White Bluffs Libraries Merge ... 1
 Briefs 2
 Who to Contact 2
 Community Quilts Wrap-Up 3
 Newsletter Block 4
 UFO Drawing Winners and New Info ... 5
 Show & Tell / Paisley & Plaid 6-7
 Silent Auction VOTE REQUESTED 8
 Shop Hop! 8
 Membership Form 9
 Birthdays 10
 Advertising Information 10
 UFO Form 2021 11
 Community Closet where/when/how ... 12
 Next Meetings (via Zoom) 12



TELLING STORIES WITH STORIES — Not a quilt but I couldn't resist passing on this brilliant message created by a clever librarian sending out a story made of titles. Read the titles from top left. [If they're too small try clicking ctrl+ a couple times. Return to normal with ctrl-. Move around when zoomed-in with space bar and mouse.]

Send corrections, ideas, photos, feedback to Carol O'Callaghan at oc.carol@gmail.com.

BRIEFS

■ UFOs to Appear Again

Just when you thought it was safe to bury those (still!) unfinished projects deep in your closets, Carol Capelle has offered to coordinate this motivational effort again in 2021. The sign-up sheet (see page 11) is similar, except that it starts in February, not March. The enticements will be similar, too: report your finishes via phone or email (post on the Guild Facebook too!), and each project will qualify you for quarterly drawings and the grand prize drawing.

Laurel Sutton signed on in 2020 just to be a guinea pig. "I really didn't have confidence that I'd actually finish *anything*," she confesses. She ended up ticking off 8 of 9 projects, and the experience "created a monster."

"I used to be a 'topper' — I'd put together a pile of fabric, think of a design, and seam it up. But I have graduated, thanks to the UFO emphasis, I now think of myself as a 'quilter'."

Like most of us, Laurel still loves "the romance of a new project," and this next list will also contain some USOs — UnStarted Objects.

■ See Ya Solitude!

Have you HAD IT with solitude? Here are some smaller/shorter/safer ideas for quilty collaboration (some from the fertile brains of your community service tribe):

- Find a partner and work on sibling Fat Quarter Two-Fer quilts (kits available).
- Adopt an Agency. Work with a friend or convince your friendship group or start a new one; supply quilts for one of our

clients.

- Adopt a Set of Scraps ("Choose Your Own Adventure" kits without patterns or directions available) ... Find a creative colleague and expand your repertoire of design and technique.
- Exchange fabrics or blocks or rows or do a round robin. Find one online or design one and recruit participants!

■ 40th Anniversary

The Guild will mark its 40th anniversary (formed in 1982). What shall we do to celebrate? Send your ideas to Laurel at coversincolors@yahoo.com or call her at 509-420-4322.



■ Spring Retreat Update

Spring Retreat is scheduled for April 6-11, Ginny Coffman said. Look for a registration form in the March newsletter. Let's hope by then we'll be able to get together!

■ Raffle Adjustments

With all the viral interruptions, we've decided to make the 2021 raffle quilt "Serendipity" the 2022 raffle quilt, and the group quilt from the last newsletter the 2023 quilt.

Anyone looking for a side project is encouraged to lend a hand and lots of strips to that effort. (See pg 10 of the last issue.) To take part, donate 1.5" strips — 3 different dark to medium values and 2 different light values. When small groups can safely gather, we'd love some volunteers to seam, press, subcut, and set blocks.

WHO DO I CONTACT?

Communications	Dianne Cramer
Website	Nancy Graves
Facebook	Dianne Cramer
	Ginny Hildreth
Newsletter	Carol O'Callaghan
Community Service	Cyndy Underwood
Education	Jo Matthias
Workshops	Cheryl Garrison
Library AM	Sharon Clement
Library PM	Jo Matthias
Quilt Show	Geneva Carroll
Show Co-Chair	★ NEEDED ★
Member Services	Ardith Eakin
Retreats	Ginny Coffman
Friendship Groups	Carol Capelle
Sunshine	Sandy Moroney



EXECUTIVE BOARD

OFFICERS

Each officer has 1 vote;
 President only votes to break a tie

President	Laurel Sutton
Treasurer	Trista Self
VP AM	Mark Palmer
VP PM	Louise Peterson
Guild Secretary	Nancy Green

WWW.TCQUILTERS.ORG

[facebook.com/tcquilters.org](https://www.facebook.com/tcquilters.org)
 TCQG Members-Only Group



Mountains of Material

The Community Service Group met at White Bluffs Quilt Museum in December to process completed quilts turned in at recent tailgates—normally these are turned in at guild meetings. "It was quite the bounty!" said Linda Weir, not pictured. Involved were (left to right) Terese Pratt, Karen Michaels, Sue Muller and Cyndy Underwood. The group uses tracking labels to record each piecer and quilter, then irons on tags saying "Presented by the Tri-Cities Quilters' Guild." Each quilt is measured, designated for one of our supported charities, then bagged for delivery. At right, ready for bagging. Recognize your quilt in there? Thank you to all who helped supply our community with another incredible tally and the strong message that people care.

— Photos by Linda Weir



Quilt goals for 2020 & 2021, and a sincere thank you

BY **CYNDY UNDERWOOD**
Community Service Chair

This has been a challenging year. The first two months was going like usual and then COVID hit. It took a while to figure out how to get kits to members to piece, quilt, or to turn in finished quilts to be distributed.

Although we didn't get to the goal of 300, we did get close. I distributed a total of 288 quilts for the 2020 year. The breakdown is at right. I would like to thank everyone involved in making kits, putting pieced tops, backing, and batting together, for all their hard work in community service. I would also like to thank those who take the kits to piece, and those who take the bundles to quilt and bind, for their hard work. And also to those who donated completed tops, and completed quilts made from their own stash. If it weren't for you all we wouldn't be donating the number of quilts to the agencies that we do. **SO I THANK ALL OF YOU.**

Next year looks like it will start out challenging. Hopefully it won't be as bad toward the middle of the year. With that being said, I am keeping 2021's goal at 300.

2020 Quilt Distribution

CASA	29
CPS.....	14
DOMESTIC VIOLENCE.....	24
HABITAT.....	12
HOSPICE.....	24
RED CROSS	31
SARC.....	25
TC CANCER CENTER	31
UNION GOSPEL MISSION.....	25
YOU MEDICAL	31
MALDEN WILD FIRE VICTIMS	42



"Cozy Things"

This year we're going to take a new tack on the newsletter block for Community Service, adding an element of education as well! We'll direct you to the website of a quilt designer, teacher, fabric company, or fabric shop, then help you navigate to the chosen pattern and directions.

First stop — Pat Sloan's website, "Pat Sloan's I Love To Make Quilts." There's a boatload of inspiration and information! Take some time to explore her website—there is lots of info there!— then click on her Cozy Things sew along.



Home NOTICE Signup Join our Online Group SHOPPING Pa's Website BOM Out West
 MORE Free Quilt Patterns Traffic Jam Sew Along Pa's Quilt Gallery VIDEOS with Pat! Learn to Quilt!
 Oh My Stars Free Pattern Pa's Fabric Lines

All Pat Sloan's Projects

Thank you for joining me! Do two things first
 ** [Enter Your Email for Notices of new Articles](#)
 ** [Join my Facebook Quilt group](#)


Article continues below this Ad

It's better to bundle
 Changing addresses? Bundle home & auto with Allstate & save up to 15%
 Quote Now

*** Pat's Sew Alongs - CURRENTLY RUNNING ***
 click the photo or text to go to the project details



Then scroll way down near the bottom until you see the supply list/layout and the blocks. Click on the block you would like to do and then just print out the directions.




Blocks are due on Monday, March 15. Deliver them to White Bluffs between 10-12 or 5-7.

The blocks make a fun mixture in the finished quilt.

To make all your contributions play well together, choose a white or light neutral for your background; other pieces should be in the red/orange/yellow range (prints, plaids, whatever) ... we want to warm up our winter!

Have Fun!

2020 UFOs Have Landed



Well we may not have been able to cheer in person for each UFO completed, but in every other way the year-long project was a success and many members completed long-abandoned unfinished quilts. No fat quarter rewards either but drawings were still held every three months from among combined AM and PM participants, and pictured are those winners. Drawing winners received a gift card from one of the quilt shops (Discount Vac & Sew, Quiltmania, Fabric 108 for \$25 and a quilting tool. Grand prize was a \$50 gift card to Janean's and tool.

The Guild will repeat the UFO Challenge in 2021 starting in February (adding in USOs too—Unstarted Objects). Carol Capelle will be in charge. Print the form on page 11 or pick one up at White Bluffs on Saturdays during their Marketplace hours 10 am to 2 pm.

"I'm excited about the UFO Challenge this next year!" said Carol. "Please join in as it is very rewarding to finish projects that have been around for years. *and*, of course a great excuse to buy more fabric!"



May - Aicha

May Drawing Winner — Aicha Bourouh purchased all the fabric for this quilt while living in Canada in 2008. She planned to make it for herself but moving here in 2009 just put the quilt aside. Her son got engaged in 2010 and she decided to make it for him but it was a work in progress. When they set the date, decided to get it finished for the September wedding in Canada only for it to be postponed unfortunately. It is beautiful and ready for that special day!



August - Ginny

Ginny Coffman's UFO story: "Mark Palmer made an ABC's Animal quilt that I thought would be fun to make. So I went the designer's website to purchase the pattern and for some reason the owls flew into my cart. I bought both but have only made the one. Hopefully the alphabet pattern will not collect too much dust before I get to it."



Grand Prize - Cheryl

Cheryl Booth won the big prize with her little tiny quilt "Winter Wonderland." The grand prize winner was drawn from all combined 2020 project entries.



November - Cora

Cora McCurchie with her "Log Cabin Variations."

Nice Job Everyone!

Show & Tell

So many creative and masterful quilt pictures have come in this year, it's a pleasure to have shared them on these pages since we can't see them in person (yet!). Some of these quilts were part of the Paisley and Plaid challenge that was launched in February. See more Paisley and Plaid quilts on the next page. Send photos of your projects to Carol at oc.carol@gmail.com.

Dee Liegey



Both of these are McKenna Ryan patterns and have been in my stash for years. I finally made them this summer.



Paisley & Plaid

Sandy Moroney



Paisley & Plaid

Mark Palmer




I needed an outdoors quilt for a wedding gift. The bride and groom love hiking in the mountains. The embroidery we found on the internet is a wonderful maxim for a long and happy marriage. The mountain blocks are paper pieced. We found the patterns online at www.leilagardunia.com, perfect for the mountains. The patterns come in two sets, one that is 6, 8 and 10" width and a smaller set starting with 3". Each set has a dozen patterns so you get lots of patterns. You can either trace the patterns onto paper using a light table or print them. The patterns come as PDFs.


Ethel Ferger




Above and below are the same quilt—check out the quilting with lights!




All of these
are Paisley
& Plaid
Quilts



Sue Muller




Judy Urrutia



Ardith Eakin



Laurel Sutton



Louise Peterson



Monica Shipley



Cathy Jackson



Cheryl Booth (and Anonymous)



Cheryl Booth

Vote for new Silent Auction name change, see suggestions:

BY GENEVA CARROLL
Quilt Show Chair

Greetings to all!

We have discussed changing the name of our Silent Auction to something that describes it better. I asked for ideas in our last newsletter and three of you sent in great ideas! Thank you!

We would appreciate all the members perusing the list of possibilities and voting for your favorite.

Please take a moment to email me with your vote: genevacarroll@yahoo.com — While you are at it, you can let me know that you would like to be the 2022 Quilt Show Co-Chair! (See how I did that?)

Here are the suggestions:

- Nifty Thrifty Quilty Sale
- Quilty Thrift
- Pre-owned Quilty Treasures
- QRS Quilty Rehoming Shop
- Quilt Related Thrift
- Recycled Quilt Treasures

- Quilt Treasures Recycled
- Second Hand Rows
- Second Time Around

I hope you are well and happily sewing away the winter blahs. Take care.

— Geneva

Shop Hop Pandemic Edition Planned Jan 23-30

In 2014, White Bluffs Quilt Museum decked its halls with a fake fireplace for its holiday party and hung a stocking for Christmas wishes. Someone yearned for a local shop hop, and the Fabric Shop Network had just established a manufactured holiday to celebrate local quilt shops on the fourth Saturday in January. So — within a month — a tradition was born.



This year, the usual format has been tweaked to accommodate guidelines on gatherings. White Bluffs will not host its customary coffee-and-danish crowd to sell passports and draw for gift certificates. Instead, here are a few of the changes and plans in store:

- **Passports can be purchased starting Saturday, Jan 2 for \$10 in person or \$12 via phone/Paypal; the Museum will be open for sales from 10-2 on Saturdays (weekday hours are still restricted).**
- **Stores will keep their own gift certificates for drawings on Saturday, Jan 30.**
- **The passport will be a sheaf of registration slips for the drawings (including one from the Museum).**
- **To dilute the number of customers entering capacity-limited spaces, we have expanded the time period from one day to eight days.**
- **Retailers will observe their usual business hours; they are printed on the passport slips, so shoppers can plan their journeys.**
- **We have also expanded our range of shops, adding destinations in Walla Walla, Athena, and Stanfield.**

Instead of hauling your whole tribe around in your mini-van for a full day of fellowship, you might select several trusted companions for several small trips.

We still hope the event is a healthy and happy kick-off to 2021. Pursuing our passion with friends — in person, early in the year (when you're in resolution mode) — is always enjoyable. And this year, the monetary motive is more important than

White Bluffs Quilt Museum Marketplace is open on Saturdays 10-2 . Come in and do a little shopping, purchase your Shop Hop passport, get some raffle tickets for the Babylock Presto II sewing machine (drawing on Jan 23). WB also has fabric, quilting books from library merger, and wool salvages from Pendleton Wool Mills for sale.

The "Museum" will open its doors with new textile displays and classes when the closure on Washington businesses has been lifted.

Your support is needed more than ever. Please consider a donation, and remember to renew your membership. Thanks!

ever: the Museum and our local shops need our support.

Participating merchants: Craft Warehouse, Discount Vac & Sew, Fabric 108, Highland Quilts, Janean's Bernina, Mama Bear's Quilt Shop, Needful Needlecraft, Quiltmania, Sandy's Fabrics, Sewing Basket, Walla Walla Sew & Vac and Spas.



If you're desperate for some retail therapy or just want to treat your eyes with something colorful and original, drop in to White Bluffs, which is featuring Jean Zoet's fiber artwork in its Marketplace from now through June. Other artists' work is also available to purchase.

Odds & Ends

THANK YOU SANDY

A big THANK YOU to Sandy Moroney from all of us — those who have received a card and those who have signed them. Sandy has been an important part of reaching out during this challenging year. The guild has been working hard to stay in touch and Sandy is doing in important part by continuing to send out quilted get well cards.

"I received one vicariously from the whole guild and want to thank everyone and keep quilting!" said Mark Palmer in an email.

ODD BLOCKS OUT

Some of you have been quite enchanted by pattern-less orphan blocks and fabric palette non-kits that Community Service has begun offering. Do you want to meet/consult with colleagues before you embark on one? I'm envisioning sort of a study group that will stretch your knowledge of traditional blocks, techniques, quilt math, etc.. Contact Laurel Sutton at coversincolors@yahoo.com.

FOR SALE

SERGER — Husqvarna Huskylock 936 Serger. Five Thread Overlock with all accessory feet and instruction manual. Like brand new, used only a few hours. Just had regular maintenance \$500 Contact Maggie at 509-830-8553.



Membership Application

Membership Year: January 1 – December 31

Dues: \$20 / Late \$5 fee waived for this year
ALL memberships & renewals will be \$20 all year.



Name		Birthday (Month and Day Only)	
Street Address			
City		State	Zip
Phone ()	Email (used only to share important Guild information only)		
Snowbird Address:			
Start and End Dates:			
<input type="checkbox"/> New Member <input type="checkbox"/> Membership Renewal Electronic Newsletter (Y/N) By selecting yes this saves on postage cost, thank you!			
Signature:		Date:	
Dues are payable to: TCQG. Please mail this form with payment to TCQG, c/o Treasurer, PO Box 215 Richland WA 99352			

The Tri-City Quilters' Guild is a nonprofit organization organized for educational purposes within the meaning of Section 501c(3) of the Internal Revenue Code. Members are encouraged to serve actively on at least one committee each year and to participate in the annual quilt raffle and quilt show. Below, please check any activity in which you are willing to participate.


As a member, I would like to ...

- _____ 1. Help in any way I can. Please let me know what is needed.
- _____ 2. Chair or co-chair a TCQG committee. (Examples: raffle quilt, workshops, retreat, publicity, membership, etc.)
- _____ 3. Chair or co-chair a Quilt Show committee (examples: door prizes, Hoffman challenge, merchant mall, etc.)
- _____ 4. Work during the quilt show
- _____ 5. Sell raffle quilt tickets
- _____ 6. Serve as a TCQG officer
- _____ 7. Teach a half- or full-day class (please specify) _____
- _____ 8. Give a program at a TCQG meeting (please specify) _____
- _____ 9. Make phone calls
- _____ 10. Other (please specify) _____

FOR GUILD USE ONLY			
Dues Received \$ _____	Receipt # _____	Check # _____	Received by _____
Card Delivered _____		New Member Packet _____	

JANUARY

Barbara Bylaska
Deanna Klages
Debbie Calhoun
Shirley Lacey
Paula Curtright
Tulie Moore
Melinda Dahl
Susan Muller
Judy Deneen
Sue Nutter
Linda Edmiston
Sara Ortega
Susan Engelking
Louise Peterson
Joyce Hull
Susie Shipp
Rose Jensen
Terra Watkins
Maurine Johnson
Marjorie Worden
Stacy Kelly



FEBRUARY

Tudy Bacon
Marty Campbell
Carol Capelle
Tune Hansen
Velva Harris
Nadeen Irvine
Judith Lyon
Andrea Melius
Reisa Ozanich
Kay Workinger



◀ Welp! If you were looking for this, you'll have to keep looking, it's becoming *my* UFO. Thanks for your patience. And to distract you, here's a little joke...

A New Year's Resolution is something that goes in one year and out the other.

Jan Yancey
Art & Design
Custom Longarm
Quilting
509.551.3982
pansypainter@gmail.com
handquilter.com/jan-yancey

HONEY BEE QUILTING
Susan Engelking
(509) 578-4715
engelking20009@aol.com
Custom Machine Quilting
Open Tues - Sat 10am - 4pm
713-A 9th Street
Benton City, WA 99320
Fabrics • Quilting Supplies • Classes

Printing & Advertising Information for Quilters' Press

- **Quilter's Press:** published six times/year by the Tri-City Quilters' Guild
- **FOR PAID ADS:** Send payment to Tri-City Quilters' Guild Treasurer at PO Box 215, Richland, WA 99352
- **Subscription:** (6 issues/year) \$10.50 per calendar year, or included in the annual membership dues.
- **Send to Editor (in writing):** your comments, information, articles, announcements. Future events for all quilt groups published free of charge. Editor: Carol O'Callaghan 509-289-9065 oc.carol@gmail.com
- **Advertisements:** TCQG members receive one free personal advertisement (business card size) per year. Business Advertisements: quilt-related shops, fabric shops, and persons who operate a home-based quilt related business. Rates are listed at right. Display ads need not be camera ready.
- **Deadline for Newsletter Input:** 20th of each month.

Quilters' Press Advertising Rates Per Issue

Business Card	\$10 non-members — \$5 for members
Classified	\$1 per line - \$5 minimum (same for members)
Quarter Page	\$20 non members — \$10 for members
Half Page	\$40 non-members — \$20 for members
Full Page	\$80 non-members — \$40 for members

TCQG members may place one free business card size ad per year.

TCQG UFO CHALLENGE 2021

Submit your completed form to Carol Capelle
email: dcapelle@mac.com (or)
mail: 1995 Penny Royal Ave, Richland WA 99352
(Remember to keep a copy for yourself.)



NAME: _____

Project **February** Name/Explanation _____

What Needs To Be Done _____

Project **March** Name/Explanation _____

What Needs To Be Done _____

Project **April** Name/ Explanation _____

What Needs To Be Done _____

Project **May** Name/ Explanation _____

What Needs To Be Done _____

Project **June** Name/Explanation _____

What Needs To Be Done _____

Project **July** Name/Explanation _____

What Needs To Be Done _____

Project **August** Name/ Explanation _____

What Needs To Be Done _____

Project **September** Name/Explanation _____

What Needs To Be Done _____

Project **October** Name/Explanation _____

What Needs To Be Done _____

PO Box 215, Dept. QP
Richland, WA 99352

Return Service Requested

JANUARY 1/11

Second Monday Board Mtg
6:30 pm **ON ZOOM**

FEBRUARY 2/8

Second Monday Board Mtg
6:30 pm **ON ZOOM**

■ **Meetings à la "ZOOM"**

Board meetings are always open to all members and with the COVID quarantine we are meeting via the Zoom app on your digital device. If you're interested in listening in on board decisions, seeing familiar faces and possibly contributing to the discussion, contact Karen Michaels karen@pkmichaels.com who will email you an invitation link to connect. We hope to see you!

GUILD FABRIC CLOSET

Need materials to complete a Guild project?
Check out the Closet! Fabric donations are welcome.
229 N Fruitland, Kennewick — 509-586-7335
(Please call ahead: Kathy Kaser-Nichols' office)
Kits Now Available at Laurel's house.
Arrange pickup: 509-420-4322
or via email coversincolors@gmail.com



Miss Daisy Quilting

Custom free motion and hand-guided longarm quilting services



Jodi Hassell
(509) 378-2586

[missdaisyquilting](https://www.facebook.com/missdaisyquilting)
missdaisyquilting@gmail.com

15% off
the quilting
of your first
quilt.

Candy Crandall • Longarm Quilter

Candy's Quilts & Things



509-531-8550

68403 NSR 225

Benton City, WA

candysquiltsandthings@gmail.com