

Sharing our quilt stories: "A Tale of Two Quilts"

President's Message

Here's a current, posed portrait taken by my husband Chris, who sometimes refers to himself as "Caesar," emblematic of his position in the hierarchy. I'm standing in front of "Caesar's Summer Palace," which was our hot-weather bedspread until some redecorating rendered it too bright.

It has its process story – a deliberate attempt to throw together types of fabrics that no one else would think about combining. There are batiks, Kaffe Fassett stripes, '30s reproductions, and hand-dyes.

And it has a type of family history – it is the second quilt I made from directions in *Razzle Dazzle Quilts* by Judy Hooworth. The piecing was enjoyable, and I love the effect. The first, much more subdued, lives in Silver Lake, Ohio. When I started it (college graduation) for son Tyler, his favorite color was gray. It was difficult to find in 1999, until I shopped Kay England's store in Indianapolis, where son Andy had his first job. There I discovered a trove of homespuns and shirting prints. Later, I added a hand



Laurel Sutton
2021 Guild President

dye and some batiks. It finally got quilted in 2007 and gifted for his wedding.

Because most of my creations are given away or sold into adventures I know nothing about, my quilt stories are these apparently plotless tales of design and construction.

If I were a collector, my stories would be quite



different. Make sure you read the saga of Tina Foley and Katie Harris on their search for the name of a vintage block. And check out the compilation of web-based places where quilt stories are shared.

~ Laurel



Serendipity and persistence semi-solves a pattern mystery for two



The "Mystery Quilt."

Back in the '90s, Tina Foley bought an antique hand-pieced quilt top from Ebay. One of the center red squares was damaged, and her friend Katie Harris offered a suitable match from her stash of older fabrics.

Simply repairing the top did not do it justice, though. Tina decided it really deserved to be hand quilted. Eventually ("about two years ago," she confesses) Dana Pearson basted it on her longarm, and Tina took up her hoop. The stitching is "still a work in progress."

In the meanwhile, the name of the block remained a mystery. Tina searched for years, even consulting quilt historians at various quilt shows. Katie searched Barbara Brackman's *Encyclopedia of Pieced Quilt Patterns* but found nothing. As many know, locating a specific block in the book can be challenging. Tina

See page 8

■ Ruby Invitation!

Help celebrate the Guild's Ruby anniversary — 40 years! — by entering a red and white quilt in the March 2022 show. A collection of red-and-white quilts will shine from the walls of our show *next* year.

Quilts can be any size, from potholder to king. They can be any color red, and have any proportions of red and white. They can be any technique, and any style. They can be brand new, or a treasured heirloom. They can be made for a loved one, or donated to Community Service.

Please join in the celebration! For more information, contact Karen Michaels: 509-412-1571, karen@pkmichaels.com.

Inside this issue

President's Message	1
Ruby Celebration Invite	1
White Bluffs New Hours	1
Shop Hop Results	1
Briefs	2
Retreat(s) Announcement	2
Guest Piece	3
Birthdays	3
Community Tallies	4
Newsletter Block	4
Quilt Stories - Online Resources	5
Babylock Winner!	5
Mini-Meet-Ups	5
Show & Tell	6
Basket Challenge Glimpses	7
Membership Renewal Form	9
Ad Info / For Sale	10
UFO Form to Print	11
Fabric Closet for Community Service	12



A FEATHERWEIGHT THIS IS NOT — I found this scavenging for tidbits about the history of sewing — a seamstress in Detroit, Michigan about 100 years ago (Wikimedia Commons) — and it reminded me I bought a Featherweight about a year ago and haven't even used it yet! Anyone interested in starting a Singer Featherweight sewing group? Call or text Carol at 509-289-9065 or email oc.carol@gmail.com.

Send corrections, ideas, photos, feedback to Carol O'Callaghan at oc.carol@gmail.com. See the web page for other contact information.

BRIEFS

Library Gallery

The Richland Public Library will display TCQG's "Skinny Quilts" during the month of March. Stop by the lobby to take a look—and pick up a book!



Two Retreats Planned

Not just one but two spring retreats are scheduled for this spring, ready and waiting for quilters who are eager for a change of scenery and a social opportunity after a year of solitude.

Dates are April 27-May 2 and May 18-23 (note date change). Cost will be \$415. In accordance with COVID guidelines, attendance is limited to seven people for each retreat (tentative); participants will have their own room. Seven meals are included, and there is a refrigerator for your convenience. Walks and scenery complimentary!

To register for one or both, contact Ginny Coffman 509-786-8953, ginnycoff@gmail.com.

coff@gmail.com. First come first served, says Ginny.

White Bluffs Updates

White Bluffs Quilt Museum will continue to be open Saturdays from 10 am to 2 pm. Come visit, work on a project, shop for gifts, pick up some fabric or borrow a book to learn a new pattern. Now that we are in Phase 2, friendship groups can once again gather (up to 11 people).

WB is also inviting members to join the board. Three vacant board positions need to be filled. It's an exciting time to be involved. If interested, contact Ginny Coffman at 509-786-8953 or ginnycoff@gmail.com.

The annual local Shop Hop raised \$370 for the Museum. Participation was 40 percent of last year's record, but not really disappointing in view of COVID precautions and iffy weather. Shops held their own drawings because a crowd could not gather at White Bluffs to kick off the shopping. Vicki Burton had the luckiest passport: she won at Quiltmania and Highland Quilts. Elaine Brouillard won the gift from Mama Bears, Carol O'Callaghan from The Sewing Basket, Nadine Irvine from Sandy's, Joy Melman from DVS, J.S. Starr from Janean's, and Caryn Root from White Bluffs. Thanks to all participants!

Project UFO

A reminder to print your form on page 11. Enticements will be similar to last year's challenge: report your completed projects and each will qualify you for quarterly drawings and the final grand prize.

WHO DO I CONTACT?

Communications	Dianne Cramer
Website	Nancy Graves
Facebook	Dianne Cramer
	Ginny Hildreth
Newsletter	Carol O'Callaghan
Community Service	Cyndy Underwood
Education	Jo Matthias
Workshops	Cheryl Garrison
Library AM	Sharon Clement
Library PM	Jo Matthias
Quilt Show	Geneva Carroll
Show Co-Chair	NEEDED
Member Services	Ardith Eakin
Retreats	Ginny Coffman
Friendship Groups	Carol Capelle
Sunshine	Sandy Moroney

Tri-City Quilters' Guild 



EXECUTIVE BOARD

OFFICERS

Each officer has 1 vote;
President only votes to break a tie

President	Laurel Sutton
Treasurer	Trista Self
VP AM	Mark Palmer
VP PM	Louise Peterson
Guild Secretary	Nancy Green

WWW.TCQUILTERS.ORG

 facebook.com/tcquilters.org
 TCQG Members-Only Group

What to do when the unthinkable happens

*You bust out THE SONG, that's what.
And then carry on.*

BY JAN YANCEY

I sew every single day of my life. I just can't help it! I love it so much! And sewing has been a lifesaver for me this past year having to stay home, be safe, don't go anywhere, get your shot and then stay home some more. Then, yesterday a terrible thing happened! An unmagi-



nable, terribly awful thing happened! So there I was, happily sewing away when my needle broke. OK so I buy needles by the gross, no big deal. But no. It would not come out. I had to actually use pliers to get it out. And it did NOT want to come out. "You shouldn't have to use pliers for this!" I say to no one but the dog, then add ... "this is going to require "THE SONG." I find great strength at times like this by singing "We Are the Champions." I have on rare occasion had to add verses 3 and 4 which are sung forte, through gritted teeth, "I AM THE CHAMPION! YOU ARE NOT THE CHAMPION!" Of course, this

extreme effort was successful, but alas, victory was fleeting. The new needle would not go in! "WHAT???" This is not supposed to happen! Pliers were next applied in the opposite direction, trying to push it in but to no success. Then the shocking reality sinks in. "I'm going to have to take it into the shop!" Dang it! Now what am I going to do with myself? I've already been struggling with what to do with my time other than sewing. This has disaster written all over it.

I have purchased nine puzzles since Christmas and have finished about five of them. There is a 2,000 giant monster on my dining room table as I write this. I have tried pulling out my watercolors but ended up just working on mixing colors charts because I have no inspiration on what to paint. I got online looking for a service projects and found the idea to paint little messages of kindness and inspiration on rocks. Great idea! Until you look outside and see nothing but snow on the ground and not a rock to be seen anywhere. So I started a sourdough starter and have been feeding it for five weeks now. I've made pancakes, muffins, tortillas and pizza crust but not a single loaf of bread yet.

My husband and I got a really fun gift from our kids for Christmas that's been quite entertaining. It's a subscription to StoryWorth. You get a question in your email that asks about a memory from your past and you then write about it. At

the end of the year it will be published in a book. But now there are boxes of old photo albums and the like all over the living room until we can figure out what to do with everything. I've been trying new recipes for my Instant Pot, made some homemade granola, and tried out a new lemon merengue pie recipe. And my doctor is calling the results "The COVID 10." So with no other new ideas for entertainment to grab onto I cleaned the bathrooms, vacuumed and dusted and mopped the kitchen floor. Don't you hate it when your machine is in the shop and you have to resort to doing housework!

So my daughter asked me last week if I would make a dinosaur quilt for her darling little dumpling. And of course, I jumped all over that idea. Nothing better for my bored senseless brain than designing a quilt. Finally! A new creative challenge! I spent a couple of days pulling coloring book pages of dinosaurs off the internet, enlarging them and figuring out what sizes to go where and anticipating tons of machine applique to come. I went to the fabric store and spent \$72 dollars on some awesome fabric in mama's color choices, of course. It was going to be darling! I was just ready to track down my bolt of Heat and Bond and start cutting out dinosaurs to applique when I got a phone call from mama. "Mom! Have you started the quilt yet?" she asks. "Not yet! I was going to do that today, I said, adding, "...why?" with a bit of trepidation. "Well - he's decided he wants whales instead of dinosaurs!" Oh good grief!

Thank goodness I have another sewing machine I can bust out of the closet while my baby is getting fixed! I'm a bit nervous about what the problem is. I hope it's not bad news! But then what else can you expect from this ongoing pandemical maskalogical saga of 2020-2021. Hey! I invented some new words! At least I accomplished something today.

MARCH

Diane Agens
Elaine Brouillard
Ginny Coffman
Jodi Hassell
Jo Matthias
Linda Morrison
Monica Shipley
Laurel Sutton
Sue White

Happy
Birthday!



APRIL

Valerie Beaver
Kathy Billow
Michele Dickinson
Linda Glaman
Brandi Hansell
Louise Hommel
Jean Keaveney
Anne Medford
Taffy Mercer
Mark Palmer
Beth Ramsay
Floreine Turlington
Sarah Yearsley
Dorothy -Yount

Jordan Fabric's
Churn Dash

- Visit jordanfabrics.com
- Click on FREE PATTERNS
- Click on the Churn Dash Pattern
- You can download or print it out

The blocks are due the 3rd Monday in May (5/17) at White Bluffs between 10-12. When you turn in your block, can you also turn in one or two 2" strips of the fabric you used to be used in one of the borders.

The color choices for the block are any two cool colors.




Generous giving of time, talent, treasure result in comfort quilts for many in the community

After January's mini-meets, upwards of 60 quilts were parceled out for delivery to our client organizations! Some of them began life as kits for piecing, and some donated tops were packaged with Guild fabric as bundles for quilting. But many came out of the goodness of your hearts and the capaciousness of your personal stashes.

On a lovely day between blizzards, Nancy Green made a lightning trip to Portland for five rolls of batting. So the Bat Women have been re-supplied. Backer Babes and Habitat Helper work sessions can start up again on alternate Tuesday afternoons with the re-opening of White Bluffs Quilt Museum. And with loosened guidelines on gatherings, members of the Community Service Tribe can resume regular get-togethers at the Closet, cutting kits, choosing backs, and devising ways to use up scraps.

A recent infusion from Sandy's Fabrics & Machines – 26 unopened bolts and miscellaneous flat folds – will aid them immensely. In her spare time, Kathy Kaser-Nichols has already cut into some of the coordinates.



An impressive accumulation, these quilts were among 93 turned in during January and February. "We are well on our way to reach the goal of 300 quilts given out this year," said community service chair Cyndy Underwood.

Distribution of 2021 quilts collected so far:

CASA	15	Domestic Violence	10
Hospice	11	Tri-Cities Cancer Center	10
Red Cross	8	Union Gospel Mission	11
SARC	13	You Medical	15

Quilt Stories Online



Visit Museums, Quilt Shows, and Artists' Studios



■ The Quilt Alliance launched in 1993 “to document, preserve, and share our American quilt heritage by collecting the

rich stories that historic and contemporary quilts, and their makers, tell about our nation’s diverse peoples and their communities.” Find their annual report video on You Tube to learn more about the Story Bee, Quilters SOS (Save Our Stories) – an oral history archive, and Textile Talks. At the website you can dive deeper into all of its projects and find valuable instructions on documenting your quilts.

quiltalliance.org



The Quilt Index, established in 2003, is one of Quilt Alliance’s projects. Under the aegis of the Michigan State University Museum, it maintains a repository of images and information that includes the quilt documentation projects undertaken in every state and many foreign countries after the

U.S. Bicentennial. Private collections and museum collections from around the world are included. White Bluffs Quilt Museum is equipped to help you enter your own photos and stories. quiltindex.org



The International Quilt Museum in Lincoln, Nebraska has a gorgeous website that generously shares pictures of exhibitions –

present and past – and collections. Via their Guild Portal, TCQG has the ability to offer programming from their private You Tube links. internationalquiltmuseum.org



Studio Art Quilts Associates offers eye candy and inspiration. Under Resources, the Video Showcase links to You Tube productions, many of which are free to explore. saqa.com



With Alex Anderson and Ricky Tims at the helm, The Quilt Show and its many features are probably the pre-eminent source of information and entertainment for quilters. A re-designed website debuts in early March. thequiltshow.com



New Guild member Lynette Stair of Pasco was thrilled to learn she was the White Bluffs raffle winner of a Babylock “Presto” and accessories, donated by Discount Vac ‘n Sew of Kennewick. Thanks to all who bought tickets, and thanks again to Vac ‘n Sew.

Mini-Meet-Ups on the 3rd Mondays from 10-12 at White Bluffs Quilt Museum

With baby steps, we’re slowwwly getting back to normal! Until we can start up our Guild Meetings again, drop in to White Bluffs and say hello. There’s no agenda, this is more of a quick opportunity to touch base. We’ll mask, distance and keep the headcount to a max of 11.

- Renew Membership (pandemic special — no late penalty!)
- Sign up for the UFO Project
- Check out a book from the merged library or buy one of the duplicates.
- Show & Tell: show your work, tell your story, and smile for the camera

Community Service

- Check out kits for piecing or bundles for quilting
- Bring a friend and take a Fat Quarter Two-Fer project
- Drop off finished tops and finished quilts

Quilt Show, etc

- Volunteer to co-chair 2022, chair 2023
- Buy tickets for raffle quilt 20, or check some out to help sell
- Donate your 1.5” strips (see Nov-Dec issue, page 10)
- Vote for a new name for our “Silent Auction”

Note: We cannot take any donations for silent auction yet.





Show & Tell

Cathy Jackson



This squares quilt was a bit challenging. It needed to be so exact! Dana Pearson quilted it for me. She did such a great job. I quilted the Paisley & Plaid challenge on my domestic machine.

Cheryl Booth



Karen Windhausen



“See what happens when you have time on your hands?” says Karen. Counter clockwise from top left: These baskets are crocheted from selvedge edges. I have seen quilts made from them at quilt shows in years past. The one with the arrows pattern is called “Twisted Pinwheel Arrow” from a Missouri Quilt Co tutorial. Below is a bear claw quilt for my sister for Christmas. Above is a quilt for my daughter.



Linda Glamon

Linda Glamon shared these creations at White Bluffs: a unique and blinged-up table runner (enough of the border print left to make a tree skirt) and a panel-based one-block wonder ready to quilt with Celtic designs and maybe a tree of life.



Monica Shipley




Monica divvied out squares to her kids, and each child created their own layout. "It was fun to watch," she said.

Basket Artwork



BASKET CHALLENGE — Cheryl Booth didn't intend to enter White Bluffs' Basket Challenge, but she found herself working in the same vein. She needed advice on finishing this piece, made by her husband's grandmother. The brown tips on the flowers, the check border, and the echo quilting is not quite finished. She may leave that part as is. White Bluffs is still taking in quilts for the challenge. Fifteen beautiful pieces are so far on display. Hours currently are Saturdays from 10-2.

Karen Michaels



Karen turned in this community service top during one of the Guild's recent Mini Meet-Ups. It's a favorite go-to pattern for her, called County Lines, by Mountainpeek Creations.

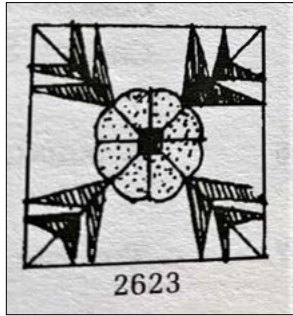
Share your creations with us until we can meet again. Email to oc.carol@gmail.com to appear in the newsletter. And don't forget to include a story along with them, long or short.

Mystery solved!

From page 1

became more determined.

After a night and a day, she emailed Katie, “I began taking pics of blocks (and names/sources) that the antique maker may have combined or taken liberties with.... Voila!! I am tickled!”



The pattern in Barbara Brackman's *Encyclopedia of Pieced Quilt Patterns*—but not exactly.

“Rose,” #2623 in Brackman's encyclopedia, has the telltale square in the middle, although Tina's plate is slightly larger and her arrowheads are different. Brackman lists the block publication as *Ladies Circle Patchwork and Quilting (LCPQ)* 1980. The References section states that LCPQ was “published from 1973 to present” [1993] in New York City.

In the preface, though, Brackman states that the encyclopedia “indexes few patterns designed after 1970” and that “most references are to periodicals published between 1890 and 1940.” In the References section, a footnote cites an article in the LCPQ, 1988, entitled “Stalking the Kansas City Star Quilt Patterns,” which made Tina wonder if the “Rose” pattern wasn't originally printed in the *Kansas City Star* sometime between 1928 and 1960.



Sewed, saved, sold, found, mended, quilted, and painstakingly identified through serendipity and good old fashioned determination, the “Rose” quilt safely adorns one of Tina Foley's beds.

Katie remembered that she had acquired a few old quilting magazines in 1995, when she first started quilting. Those publications launched her on her hobby. Most were from the '70s and '80s, but there were four *Lady's Circle* magazines – one dated 1985 and three with issue numbers only, she reported to Tina. Eureka: “I found your pattern in Issue 19! What are the odds?!”

The magazine contains a picture of an antique quilt (dated 1930), called a “rose” quilt, and a pattern to make the quilt. The arrowhead sizes on Tina's quilt are exactly like the antique quilt pictured in LCPQ. This might be evidence that the quilt top does indeed date from the 1930s, even though the publication or source of a pattern at that time is still elusive.



An old stash of magazines turned up the exact match.

A Sort-Of Sequel Starts Our Ruby Celebration

As Tina paged through Katie's *Lady's Circle Patchwork* magazines, she found an advertisement for the 1980 West Coast Quilter's Conference. “I attended, along with Doreen Thompson

and Rhonda Goranson. It was in Spokane, a few months after the eruption of Mt. St Helens. The organizers asked if our guild might possibly host a future conference. We had no guild, so we set about forming

one,” she said.

Meetings began in 1982, and the Guild incorporated in 1983. “Unfortunately the conference franchise was sold and located in California,” Tina said.





Membership Application

Membership Year: January 1 – December 31

Dues: \$20 / Late \$5 fee waived for this year
ALL memberships & renewals will be \$20 all year.



Name		Birthday (Month and Day Only)	
Street Address			
City		State	Zip
Phone ()	Email (used only to share important Guild information only)		
Snowbird Address:			
Start and End Dates:			
<input type="checkbox"/> New Member <input type="checkbox"/> Membership Renewal Electronic Newsletter (Y/N) By selecting yes this saves on postage cost, thank you!			
Signature:		Date:	
Dues are payable to: TCQG. Please mail this form with payment to TCQG, c/o Treasurer, PO Box 215 Richland WA 99352			

The Tri-City Quilters' Guild is a nonprofit organization organized for educational purposes within the meaning of Section 501c(3) of the Internal Revenue Code. Members are encouraged to serve actively on at least one committee each year and to participate in the annual quilt raffle and quilt show. Below, please check any activity in which you are willing to participate.

As a member, I would like to ...

- _____ 1. Help in any way I can. Please let me know what is needed.
- _____ 2. Chair or co-chair a TCQG committee. (Examples: raffle quilt, workshops, retreat, publicity, membership, etc.)
- _____ 3. Chair or co-chair a Quilt Show committee (examples: door prizes, Hoffman challenge, merchant mall, etc.)
- _____ 4. Work during the quilt show
- _____ 5. Sell raffle quilt tickets
- _____ 6. Serve as a TCQG officer
- _____ 7. Teach a half- or full-day class (please specify) _____
- _____ 8. Give a program at a TCQG meeting (please specify) _____
- _____ 9. Make phone calls
- _____ 10. Other (please specify) _____

FOR GUILD USE ONLY			
Dues Received \$ _____	Receipt # _____	Check # _____	Received by _____
Card Delivered _____		New Member Packet _____	

A STEAL OF A DEAL



**VIRTUALLY BRAND NEW PFAFF
CREATIVE PERFORMANCE
SEWING & EMBROIDERY MACHINE
\$2,800 OBO**

The owner passed away this fall and it appears there is only 1 hour/15 min. sew time! Virtually brand new. This PFAFF® sewing and embroidery machine effortlessly moves from a single layer to multiple layers with no hesitation, especially great for quilting. Integrated Dual Feed. Other features are:

- 450 plus stitches
- 9mm stitches
- Maxi Stitches – 40mm wide
- Stacking stitches
- Extra high presser foot position
- Pivot function position
- Thread snips
- Knee lift
- Touch screen with stylus
- Stitch sequencing option
- Embroidery unit with Grand Dream Hoop included as well as extra feet.

**Call 509-392-1392
or email debsthreads@charter.net**

PAID ADVERTISEMENT

Koala Heritage Sewing Table

A Koala Heritage sewing table with the extension and electronic lift, in like new condition (1.5 years old). Calibrated for a large Elna sewing machine. There is also an extension in the back for large items and quilting. Price is \$500 (was \$3,000 new) and buyer picks up. Please call 208-597-2646.



The cabinet only is for sale.



**FINALLY
BASEBALL.
SOMETHING
NORMAL.**

Jan Yancey
Art & Design
Custom Longarm
Quilting

509.551.3982
pansypainter@gmail.com
handquilter.com/jan-yancey

Printing & Advertising Information for Quilters' Press

- **Quilter's Press:** published six times/year by the Tri-City Quilters' Guild
- **FOR PAID ADS:** Send payment to Tri-City Quilters' Guild Treasurer at PO Box 215, Richland, WA 99352
- **Subscription:** (6 issues/year) \$10.50 per calendar year, or included in the annual membership dues.
- **Send to Editor (in writing):** your comments, information, articles, announcements. Future events for all quilt groups published free of charge. Editor: Carol O'Callaghan 509-289-9065 oc.carol@gmail.com
- **Advertisements:** TCQG members receive one free personal advertisement (business card size) per year. Business Advertisements: quilt-related shops, fabric shops, and persons who operate a home-based quilt related business. Rates are listed at right. Display ads need not be camera ready.
- **Deadline for Newsletter Input:** 20th of each month.

Quilters' Press Advertising Rates Per Issue

Business Card	\$10 non-members — \$5 for members
Classified	\$1 per line - \$5 minimum (same for members)
Quarter Page	\$20 non members — \$10 for members
Half Page	\$40 non-members — \$20 for members
Full Page	\$80 non-members — \$40 for members

TCQG members may place one free business card size ad per year.

TCQG UFO CHALLENGE 2021

Submit your completed form to Carol Capelle
email: dcapelle@mac.com (or)
mail: 1995 Penny Royal Ave, Richland WA 99352
(Remember to keep a copy for yourself.)



NAME: _____

Project March Name/Explanation _____

What Needs to be Done _____

Project April Name/Explanation _____

What Needs to be Done _____

Project May Name/Explanation _____

What June to be Done _____

Project July Name/Explanation _____

What Needs to be Done _____

Project August Name/Explanation _____

What Needs to be Done _____

Project September Name/Explanation _____

What Needs to be Done _____

Project October Name/Explanation _____

What Needs to be Done _____

Project November Name/Explanation _____

What Needs to be Done _____

PO Box 215, Dept. QP
Richland, WA 99352

Return Service Requested

What to Do When the Unthinkable Happens (Page 3)



ZOOM BOARD MEETINGS 6:30 pm Second Tuesdays Mar 8 & April 12

To receive an email invitation link, please email Karen Michaels
karen@pkmichaels.com. All members can attend

GUILD MEETINGS MINI MEET-UPS 3rd Mondays from 10-12 at White Bluffs

These are drop in, tailgate-type opportunities to say hallo, visit, take care of any Guild business you need to, check out a book, buy raffle tickets, and socialize within guidelines. See page 5.
(11 max at one time).

GUILD FABRIC CLOSET

Need materials to complete a Guild project?
Check out the Closet! Fabric donations are welcome.
229 N Fruitland, Kennewick — 509-586-7335
(Please call ahead: Kathy Kaser-Nichols' office)

Kits Now Available at Laurel's house.

Arrange pickup: 509-420-4322
or via email coversincolors@gmail.com



Miss Daisy Quilting

Custom free motion and hand-guided longarm quilting services



Jodi Hassell

(509) 378-2586

[missdaisyquilting](https://www.facebook.com/missdaisyquilting)

missdaisyquilting@gmail.com

15% off
the quilting
of your first
quilt.

Candy Crandall • Longarm Quilter

Candy's Quilts & Things



509-531-8550

68403 NSR 225

Benton City, WA

candysquiltsandthings@gmail.com